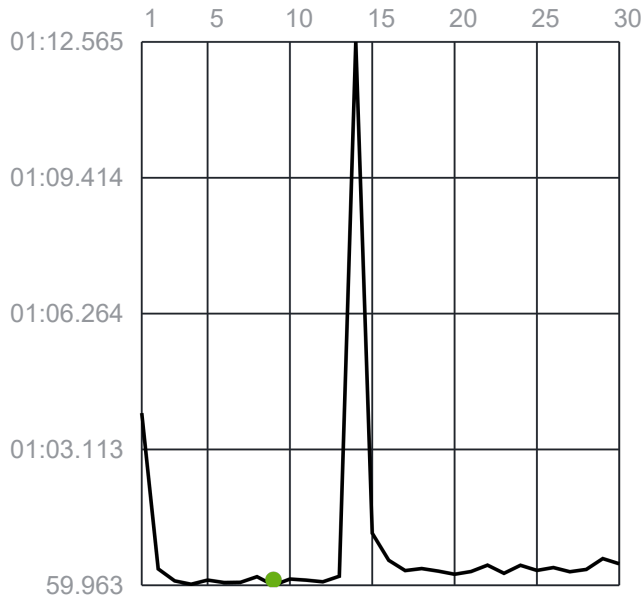


CENTRO ÓPTICO DO RESTELO

Karting @ CIRCUITO 1B (Portugal) • 2017 July 02

Length **1.1070 km** Pos **1** Best lap **59.963** Best Speed **66.461 km/h**



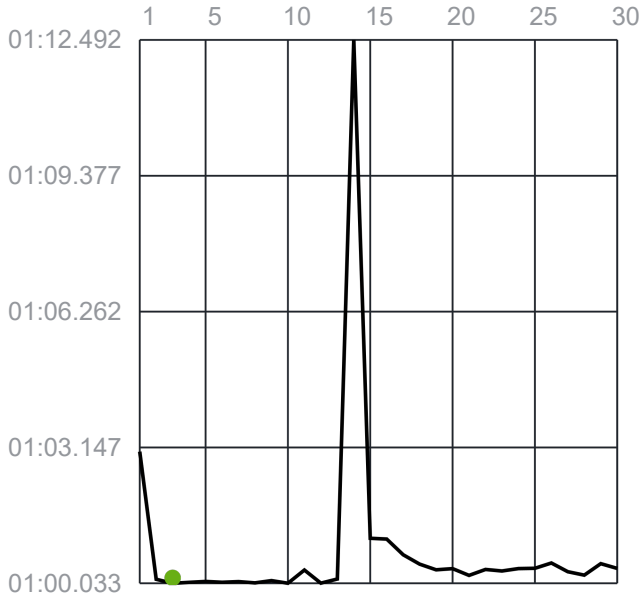
Lap	Pos	Lap Time	Diff to Last Lap	Diff to Best Lap	Gap in Front	Diff to P1	
1	1	1:03.957	0.000	3.994	0.000	0.000	62
2	1	1:00.343	-3.614	0.380	0.000	0.000	66
3	1	1:00.065	-0.278	0.102	0.000	0.000	66
4	1	59.987	-0.078	0.024	0.000	0.000	66
5	1	1:00.084	0.097	0.121	0.000	0.000	66
6	1	1:00.027	-0.057	0.064	0.000	0.000	6
7	1	1:00.032	0.005	0.069	0.000	0.000	66
8	1	1:00.162	0.130	0.199	0.000	0.000	66
9	1	59.963	-0.199	0.000	0.000	0.000	66
10	1	1:00.108	0.145	0.145	0.000	0.000	66
11	1	1:00.082	-0.026	0.119	0.000	0.000	

12	1	1:00.044	-0.038	0.081	0.000	0.000
13	1	1:00.173	0.129	0.210	0.000	0.000
14	4	1:12.565	12.392	12.602	7.559	10.440
15	4	1:01.170	-11.395	1.207	0.906	10.512
16	1	1:00.543	-0.627	0.580	0.000	0.000
17	1	1:00.304	-0.239	0.341	0.000	0.000
18	1	1:00.351	0.047	0.388	0.000	0.000
19	1	1:00.292	-0.059	0.329	0.000	0.000
20	1	1:00.219	-0.073	0.256	0.000	0.000
21	1	1:00.282	0.063	0.319	0.000	0.000
22	1	1:00.430	0.148	0.467	0.000	0.000
23	1	1:00.241	-0.189	0.278	0.000	0.000
24	1	1:00.427	0.186	0.464	0.000	0.000
25	1	1:00.308	-0.119	0.345	0.000	0.000
26	1	1:00.374	0.066	0.411	0.000	0.000
27	1	1:00.277	-0.097	0.314	0.000	0.000
28	1	1:00.331	0.054	0.368	0.000	0.000
29	1	1:00.582	0.251	0.619	0.000	0.000
30	1	1:00.462	-0.120	0.499	0.000	0.000

R' ACES

Karting @ CIRCUITO 1B (Portugal) • 2017 July 02

Length **1.1070 km** Pos **2** Best lap **1:00.033** Best Speed **66.383 km/h**



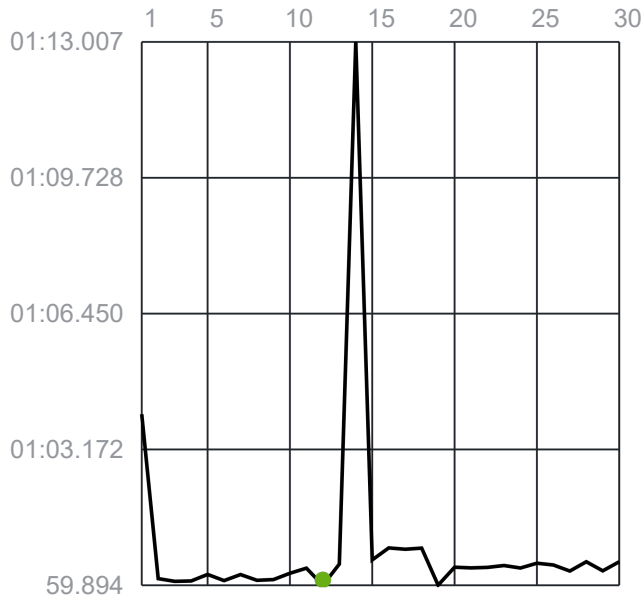
Lap	Pos	Lap Time	Diff to Last Lap	Diff to Best Lap	Gap in Front	Diff to P1	
1	2	1:03.052	0.000	3.019	0.351	0.351	63
2	2	1:00.125	-2.927	0.092	0.133	0.133	66
3	2	1:00.033	-0.092	0.000	0.101	0.101	66
4	2	1:00.054	0.021	0.021	0.168	0.168	6
5	2	1:00.075	0.021	0.042	0.159	0.159	66
6	2	1:00.056	-0.019	0.023	0.188	0.188	66
7	2	1:00.071	0.015	0.038	0.227	0.227	66
8	2	1:00.042	-0.029	0.009	0.107	0.107	66
9	2	1:00.094	0.052	0.061	0.238	0.238	66
10	2	1:00.034	-0.060	0.001	0.164	0.164	66
11	2	1:00.337	0.303	0.304	0.419	0.419	66

12	2	1:00.036	-0.301	0.003	0.411	0.411	6
13	2	1:00.131	0.095	0.098	0.369	0.369	66
14	5	1:12.492	12.361	12.459	0.296	10.736	54
15	5	1:01.065	-11.427	1.032	0.191	10.703	65
16	3	1:01.047	-0.018	1.014	0.098	0.695	65
17	2	1:00.687	-0.360	0.654	1.078	1.078	65
18	2	1:00.472	-0.215	0.439	1.199	1.199	65
19	2	1:00.342	-0.130	0.309	1.249	1.249	66
20	2	1:00.369	0.027	0.336	1.399	1.399	66
21	2	1:00.214	-0.155	0.181	1.331	1.331	66
22	2	1:00.350	0.136	0.317	1.251	1.251	66
23	2	1:00.315	-0.035	0.282	1.325	1.325	66
24	2	1:00.370	0.055	0.337	1.268	1.268	66
25	2	1:00.377	0.007	0.344	1.337	1.337	66
26	2	1:00.498	0.121	0.465	1.461	1.461	65
27	2	1:00.298	-0.200	0.265	1.482	1.482	66
28	2	1:00.220	-0.078	0.187	1.371	1.371	66
29	2	1:00.483	0.263	0.450	1.272	1.272	6
30	2	1:00.374	-0.109	0.341	1.184	1.184	66

NOVA RACING TEAM

Karting @ CIRCUITO 1B (Portugal) • 2017 July 02

Length **1.1070 km** Pos **3** Best lap **59.894** Best Speed **66.538 km/h**



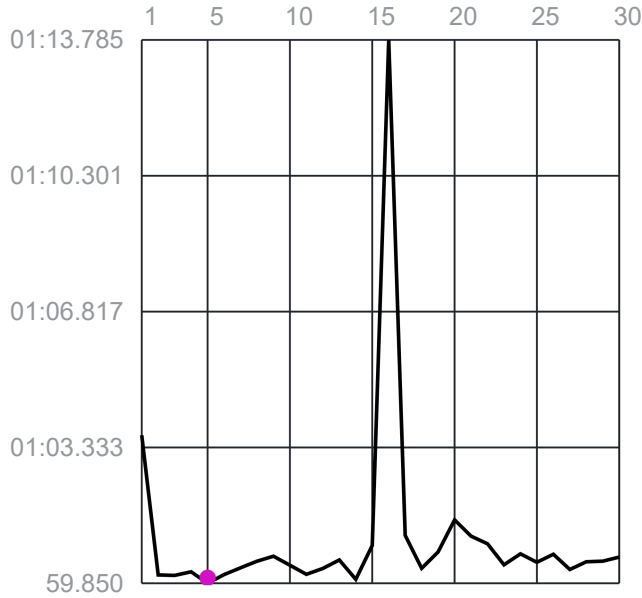
LapPos	Pos	Lap Time	Diff to Last Lap	Diff to Best Lap	Gap in Front	Diff to P1	
1	3	1:04.022	0.000	4.128	0.431	0.782	62
2	3	1:00.055	-3.967	0.161	0.361	0.494	66
3	3	59.989	-0.066	0.095	0.317	0.418	66
4	3	59.998	0.009	0.104	0.261	0.429	66
5	3	1:00.156	0.158	0.262	0.342	0.501	66
6	3	1:00.007	-0.149	0.113	0.293	0.481	66
7	3	1:00.153	0.146	0.259	0.375	0.602	66
8	3	1:00.014	-0.139	0.120	0.347	0.454	66
9	3	1:00.032	0.018	0.138	0.285	0.523	66
10	3	1:00.184	0.152	0.290	0.435	0.599	66
11	3	1:00.307	0.123	0.413	0.405	0.824	66

12	3	59.894	-0.413	0.000	0.263	0.674	66
13	3	1:00.406	0.512	0.512	0.538	0.907	65
14	7	1:13.007	12.601	13.113	1.049	11.789	54
15	6	1:00.507	-12.500	0.613	0.495	11.198	65
16	4	1:00.796	0.289	0.902	0.244	0.939	6
17	4	1:00.764	-0.032	0.870	0.093	1.399	65
18	3	1:00.791	0.027	0.897	0.640	1.839	65
19	3	59.897	-0.894	0.003	0.195	1.444	66
20	3	1:00.330	0.433	0.436	0.156	1.555	66
21	3	1:00.314	-0.016	0.420	0.256	1.587	66
22	3	1:00.326	0.012	0.432	0.232	1.483	66
23	3	1:00.371	0.045	0.477	0.288	1.613	66
24	3	1:00.311	-0.060	0.417	0.229	1.497	66
25	3	1:00.427	0.116	0.533	0.279	1.616	65
26	3	1:00.384	-0.043	0.490	0.165	1.626	65
27	3	1:00.238	-0.146	0.344	0.105	1.587	66
28	3	1:00.462	0.224	0.568	0.347	1.718	65
29	3	1:00.243	-0.219	0.349	0.107	1.379	66
30	3	1:00.462	0.219	0.568	0.195	1.379	65

FAMAR RACING TEAM

Karting @ CIRCUITO 1B (Portugal) • 2017 July 02

Length **1.1070 km** Pos **4** Best lap **59.850** Best Speed **66.586 km/h**



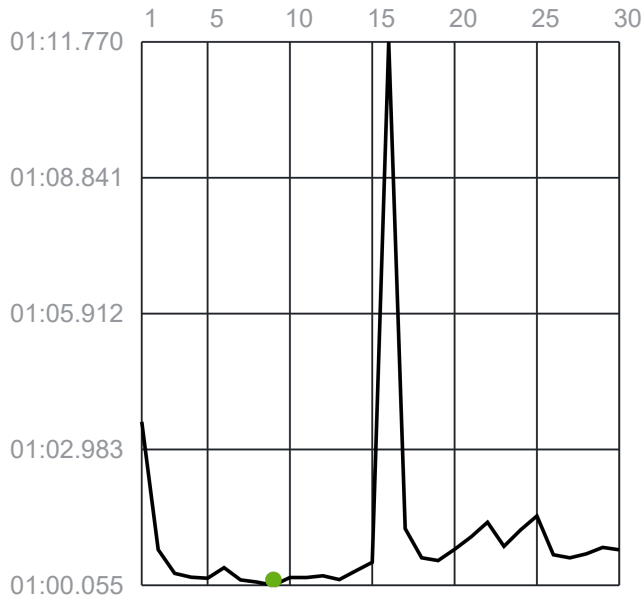
LapPos	Lap Time	Diff to Last Lap	Diff to Best Lap	Gap in Front	Diff to P1		
1	4	1:03.646	0.000	3.796	0.277	1.059	62
2	4	1:00.064	-3.582	0.214	0.286	0.780	66
3	4	1:00.052	-0.012	0.202	0.349	0.767	66
4	4	1:00.145	0.093	0.295	0.496	0.925	6
5	4	59.850	-0.295	0.000	0.190	0.691	66
6	4	1:00.073	0.223	0.223	0.256	0.737	66
7	4	1:00.247	0.174	0.397	0.350	0.952	66
8	4	1:00.416	0.169	0.566	0.752	1.206	65
9	5	1:00.544	0.128	0.694	0.228	1.787	65
10	5	1:00.313	-0.231	0.463	0.339	1.992	66
11	5	1:00.080	-0.233	0.230	0.331	1.990	66

12	5	1:00.231	0.151	0.381	0.433	2.177	66
13	5	1:00.448	0.217	0.598	0.522	2.452	65
14	2	59.951	-0.497	0.101	0.278	0.278	66
15	1	1:00.820	0.869	0.970	0.000	0.000	65
16	5	1:13.785	12.965	13.935	1.791	2.730	54
17	5	1:01.079	-12.706	1.229	2.106	3.505	65
18	5	1:00.234	-0.845	0.384	0.564	3.388	66
19	5	1:00.654	0.420	0.804	0.115	3.750	65
20	5	1:01.476	0.822	1.626	0.159	5.007	64
21	5	1:01.059	-0.417	1.209	0.140	5.784	65
22	4	1:00.863	-0.196	1.013	4.734	6.217	65
23	4	1:00.324	-0.539	0.474	4.687	6.300	66
24	4	1:00.605	0.281	0.755	4.981	6.478	65
25	4	1:00.389	-0.216	0.539	4.943	6.559	65
26	4	1:00.595	0.206	0.745	5.154	6.780	65
27	4	1:00.204	-0.391	0.354	5.120	6.707	66
28	4	1:00.402	0.198	0.552	5.060	6.778	65
29	4	1:00.417	0.015	0.567	5.234	6.613	65
30	4	1:00.522	0.105	0.672	5.294	6.673	65

RACING ACES BY PALOCAR

Karting @ CIRCUITO 1B (Portugal) • 2017 July 02

Length **1.1070 km** Pos **5** Best lap **1:00.055** Best Speed **66.359 km/h**



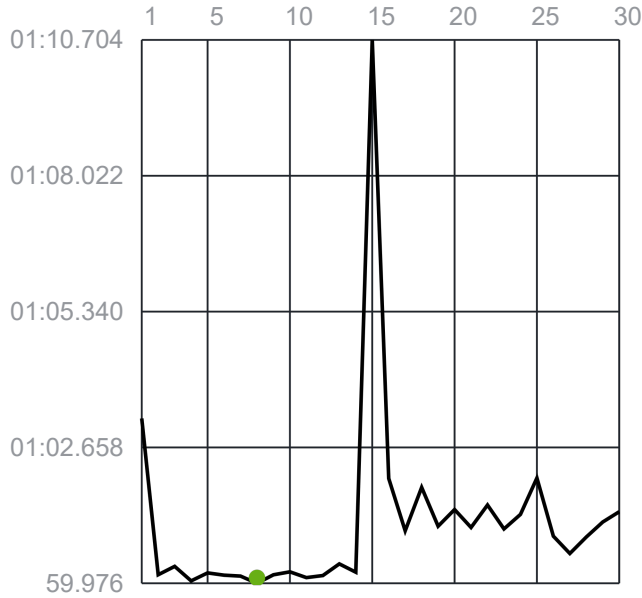
LapPos	Lap	Lap Time	Diff to Last Lap	Diff to Best Lap	Gap in Front	Diff to P1	
1	8	1:03.580	0.000	3.525	0.281	2.471	6
2	6	1:00.823	-2.757	0.768	1.961	2.951	65
3	6	1:00.312	-0.511	0.257	1.963	3.198	66
4	6	1:00.229	-0.083	0.174	2.168	3.440	66
5	6	1:00.207	-0.022	0.152	2.194	3.563	66
6	6	1:00.435	0.228	0.380	2.493	3.971	65
7	6	1:00.171	-0.264	0.116	2.546	4.110	66
8	6	1:00.124	-0.047	0.069	2.694	4.072	66
9	6	1:00.055	-0.069	0.000	2.377	4.164	66
10	6	1:00.223	0.168	0.168	2.287	4.279	66
11	6	1:00.222	-0.001	0.167	2.429	4.419	

12	6	1:00.260	0.038	0.205	2.458	4.635
13	6	1:00.178	-0.082	0.123	2.188	4.640
14	3	1:00.366	0.188	0.311	2.603	2.881
15	2	1:00.551	0.185	0.496	2.334	2.334
16	6	1:11.770	11.219	11.715	0.319	3.049
17	6	1:01.277	-10.493	1.222	0.517	4.022
18	6	1:00.648	-0.629	0.593	0.931	4.319
19	6	1:00.588	-0.060	0.533	0.865	4.615
20	6	1:00.830	0.242	0.775	0.219	5.226
21	6	1:01.098	0.268	1.043	0.258	6.042
22	6	1:01.414	0.316	1.359	0.290	7.026
23	6	1:00.895	-0.519	0.840	0.136	7.680
24	6	1:01.246	0.351	1.191	0.046	8.499
25	5	1:01.550	0.304	1.495	3.182	9.741
26	5	1:00.713	-0.837	0.658	3.300	10.080
27	5	1:00.647	-0.066	0.592	3.743	10.450
28	5	1:00.733	0.086	0.678	4.074	10.852
29	5	1:00.872	0.139	0.817	4.529	11.142
30	5	1:00.820	-0.052	0.765	4.827	11.500

INDOOR PÓDIO IMEDIATO

Karting @ CIRCUITO 1B (Portugal) • 2017 July 02

Length **1.1070 km** Pos **6** Best lap **59.976** Best Speed **66.447 km/h**



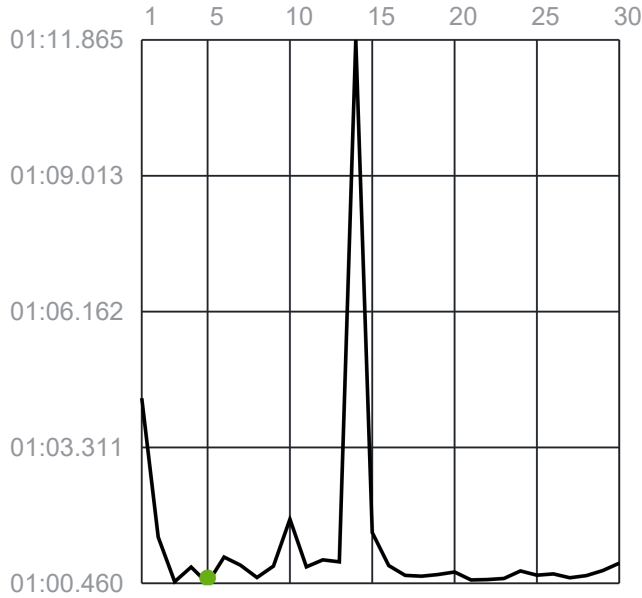
Lap	Pos	Lap Time	Diff to Last Lap	Diff to Best Lap	Gap in Front	Diff to P1	
1	5	1:03.231	0.000	3.255	0.129	1.188	63
2	5	1:00.145	-3.086	0.169	0.210	0.990	6
3	5	1:00.310	0.165	0.334	0.468	1.235	66
4	5	1:00.024	-0.286	0.048	0.347	1.272	66
5	5	1:00.181	0.157	0.205	0.678	1.369	6
6	5	1:00.136	-0.045	0.160	0.741	1.478	6
7	5	1:00.118	-0.018	0.142	0.612	1.564	6
8	5	59.976	-0.142	0.000	0.172	1.378	66
9	4	1:00.144	0.168	0.168	1.036	1.559	66
10	4	1:00.202	0.058	0.226	1.054	1.653	66
11	4	1:00.088	-0.114	0.112	0.835	1.659	

12	4	1:00.129	0.041	0.153	1.070	1.744
13	4	1:00.359	0.230	0.383	1.023	1.930
14	1	1:00.195	-0.164	0.219	0.000	0.000
15	3	1:10.704	10.509	10.728	7.272	9.606
16	2	1:02.046	-8.658	2.070	0.597	0.597
17	3	1:01.013	-1.033	1.037	0.228	1.306
18	4	1:01.869	0.856	1.893	0.985	2.824
19	4	1:01.103	-0.766	1.127	2.191	3.635
20	4	1:01.432	0.329	1.456	3.293	4.848
21	4	1:01.078	-0.354	1.102	4.057	5.644
22	5	1:01.522	0.444	1.546	0.519	6.736
23	5	1:01.049	-0.473	1.073	1.244	7.544
24	5	1:01.336	0.287	1.360	1.975	8.453
25	6	1:02.055	0.719	2.079	0.459	10.200
26	6	1:00.906	-1.149	0.930	0.652	10.732
27	6	1:00.564	-0.342	0.588	0.569	11.019
28	6	1:00.890	0.326	0.914	0.726	11.578
29	6	1:01.186	0.296	1.210	1.040	12.182
30	6	1:01.389	0.203	1.413	1.609	13.109

KARTERS TEAM

Karting @ CIRCUITO 1B (Portugal) • 2017 July 02

Length **1.1070 km** Pos **7** Best lap **1:00.460** Best Speed **65.915 km/h**



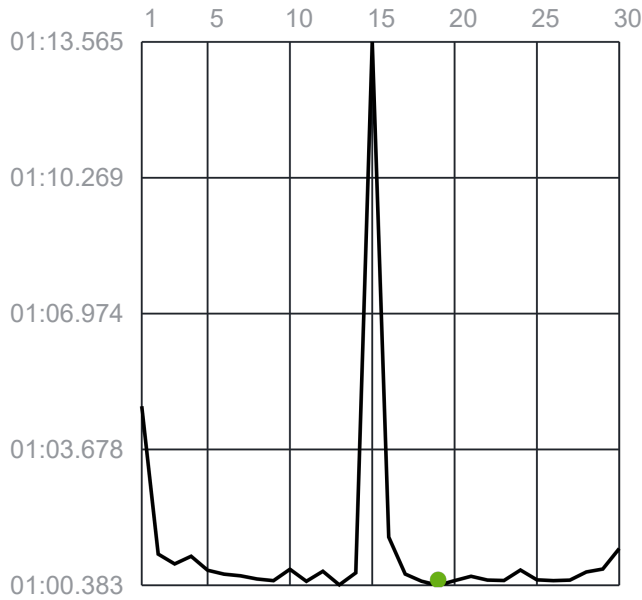
Lap	Pos	Lap Time	Diff to Last Lap	Diff to Best Lap	Gap in Front	Diff to P1	
1	9	1:04.345	0.000	3.885	0.335	2.806	61
2	8	1:01.430	-2.915	0.970	0.316	3.893	64
3	8	1:00.494	-0.936	0.034	0.314	4.322	65
4	8	1:00.800	0.306	0.340	0.404	5.135	65
5	8	1:00.460	-0.340	0.000	0.177	5.511	65
6	9	1:01.010	0.550	0.550	0.055	6.494	6
7	8	1:00.839	-0.171	0.379	0.437	7.301	65
8	8	1:00.581	-0.258	0.121	0.231	7.720	65
9	8	1:00.821	0.240	0.361	0.275	8.578	65
10	9	1:01.806	0.985	1.346	0.649	10.276	64
11	9	1:00.805	-1.001	0.345	0.515	10.999	65

12	8	1:00.952	0.147	0.492	1.145	11.907	65
13	9	1:00.910	-0.042	0.450	0.464	12.644	65
14	13	1:11.865	10.955	11.405	0.201	22.384	55
15	11	1:01.524	-10.341	1.064	0.481	22.810	64
16	9	1:00.832	-0.692	0.372	0.580	12.587	65
17	8	1:00.626	-0.206	0.166	0.559	12.909	65
18	8	1:00.609	-0.017	0.149	0.370	13.167	65
19	8	1:00.644	0.035	0.184	0.173	13.519	65
20	8	1:00.697	0.053	0.237	0.150	13.997	65
21	8	1:00.530	-0.167	0.070	0.258	14.245	65
22	8	1:00.538	0.008	0.078	0.251	14.353	6
23	8	1:00.561	0.023	0.101	0.236	14.673	65
24	8	1:00.719	0.158	0.259	0.227	14.965	65
25	8	1:00.630	-0.089	0.170	0.235	15.287	6
26	8	1:00.657	0.027	0.197	0.221	15.570	65
27	8	1:00.576	-0.081	0.116	0.230	15.869	65
28	8	1:00.621	0.045	0.161	0.246	16.159	6
29	7	1:00.727	0.106	0.267	4.122	16.304	65
30	7	1:00.882	0.155	0.422	3.615	16.724	65

FITCARCAVELOS

Karting @ CIRCUITO 1B (Portugal) • 2017 July 02

Length **1.1070 km** Pos **8** Best lap **1:00.383** Best Speed **65.999 km/h**



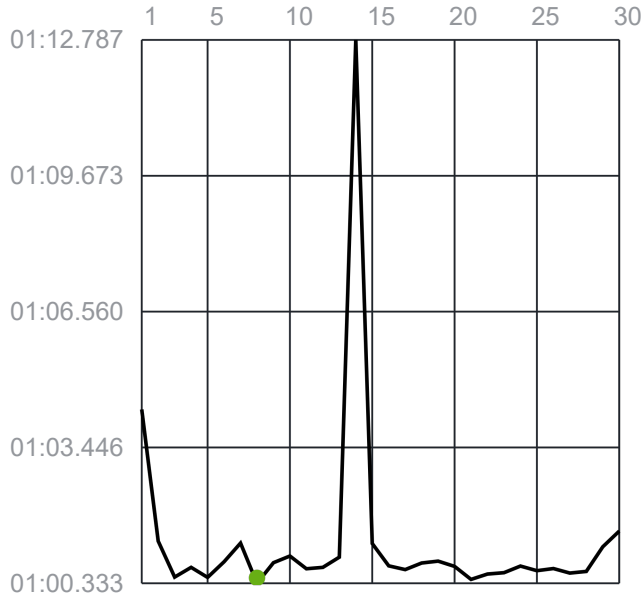
LapPos	Lap	Lap Time	Diff to Last Lap	Diff to Best Lap	Gap in Front	Diff to P1	
1	13	1:04.727	0.000	4.344	0.904	4.709	61
2	11	1:01.140	-3.587	0.757	0.519	5.506	65
3	11	1:00.901	-0.239	0.518	0.374	6.342	65
4	11	1:01.087	0.186	0.704	0.360	7.442	65
5	10	1:00.748	-0.339	0.365	2.466	8.106	65
6	10	1:00.653	-0.095	0.270	2.238	8.732	65
7	10	1:00.613	-0.040	0.230	1.652	9.313	65
8	10	1:00.536	-0.077	0.153	1.855	9.687	65
9	10	1:00.495	-0.041	0.112	1.545	10.219	65
10	10	1:00.772	0.277	0.389	0.607	10.883	65
11	10	1:00.480	-0.292	0.097	0.282	11.281	65

12	9	1:00.723	0.243	0.340	0.053	11.960	65
13	8	1:00.393	-0.330	0.010	0.659	12.180	65
14	6	1:00.685	0.292	0.302	0.004	10.740	6
15	12	1:13.565	12.880	13.182	0.397	23.207	54
16	10	1:01.553	-12.012	1.170	1.118	13.705	64
17	9	1:00.656	-0.897	0.273	1.148	14.057	65
18	9	1:00.481	-0.175	0.098	1.020	14.187	65
19	9	1:00.383	-0.098	0.000	0.759	14.278	65
20	9	1:00.496	0.113	0.113	0.558	14.555	65
21	9	1:00.601	0.105	0.218	0.629	14.874	65
22	9	1:00.509	-0.092	0.126	0.600	14.953	65
23	9	1:00.499	-0.010	0.116	0.538	15.211	65
24	9	1:00.753	0.254	0.370	0.572	15.537	65
25	9	1:00.515	-0.238	0.132	0.457	15.744	65
26	9	1:00.496	-0.019	0.113	0.296	15.866	65
27	9	1:00.508	0.012	0.125	0.228	16.097	65
28	9	1:00.706	0.198	0.323	0.313	16.472	65
29	9	1:00.777	0.071	0.394	0.167	16.667	65
30	8	1:01.273	0.496	0.890	0.754	17.478	6

FRIENDS KART TEAM

Karting @ CIRCUITO 1B (Portugal) • 2017 July 02

Length **1.1070 km** Pos **9** Best lap **1:00.333** Best Speed **66.053 km/h**



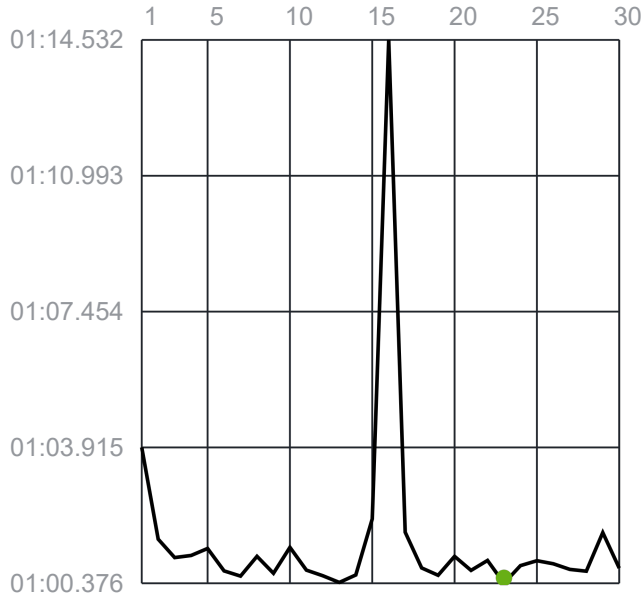
Lap	Pos	Lap Time	Diff to Last Lap	Diff to Best Lap	Gap in Front	Diff to P1	
1	11	1:04.318	0.000	3.985	0.237	3.178	61
2	9	1:01.300	-3.018	0.967	0.242	4.135	65
3	9	1:00.475	-0.825	0.142	0.223	4.545	65
4	9	1:00.698	0.223	0.365	0.121	5.256	65
5	9	1:00.468	-0.230	0.135	0.129	5.640	65
6	8	1:00.826	0.358	0.493	0.441	6.439	65
7	9	1:01.254	0.428	0.921	0.360	7.661	6
8	9	1:00.333	-0.921	0.000	0.112	7.832	66
9	9	1:00.805	0.472	0.472	0.096	8.674	65
10	7	1:00.958	0.153	0.625	5.245	9.524	65
11	7	1:00.666	-0.292	0.333	5.689	10.108	65

12	7	1:00.698	0.032	0.365	6.127	10.762	65
13	7	1:00.932	0.234	0.599	6.881	11.521	65
14	12	1:12.787	11.855	12.454	3.525	22.183	54
15	10	1:01.244	-11.543	0.911	3.616	22.329	65
16	8	1:00.733	-0.511	0.400	2.797	12.007	65
17	7	1:00.647	-0.086	0.314	8.328	12.350	65
18	7	1:00.798	0.151	0.465	8.478	12.797	65
19	7	1:00.841	0.043	0.508	8.731	13.346	65
20	7	1:00.720	-0.121	0.387	8.621	13.847	65
21	7	1:00.422	-0.298	0.089	7.945	13.987	65
22	7	1:00.545	0.123	0.212	7.076	14.102	65
23	7	1:00.576	0.031	0.243	6.757	14.437	65
24	7	1:00.728	0.152	0.395	6.239	14.738	65
25	7	1:00.622	-0.106	0.289	4.852	15.052	65
26	7	1:00.671	0.049	0.338	4.617	15.349	65
27	7	1:00.567	-0.104	0.234	4.620	15.639	65
28	7	1:00.605	0.038	0.272	4.335	15.913	65
29	8	1:01.169	0.564	0.836	0.196	16.500	65
30	9	1:01.529	0.360	1.196	0.089	17.567	64

CLUBE OGMA I

Karting @ CIRCUITO 1B (Portugal) • 2017 July 02

Length **1.1070 km** Pos **10** Best lap **1:00.376** Best Speed **66.006 km/h**



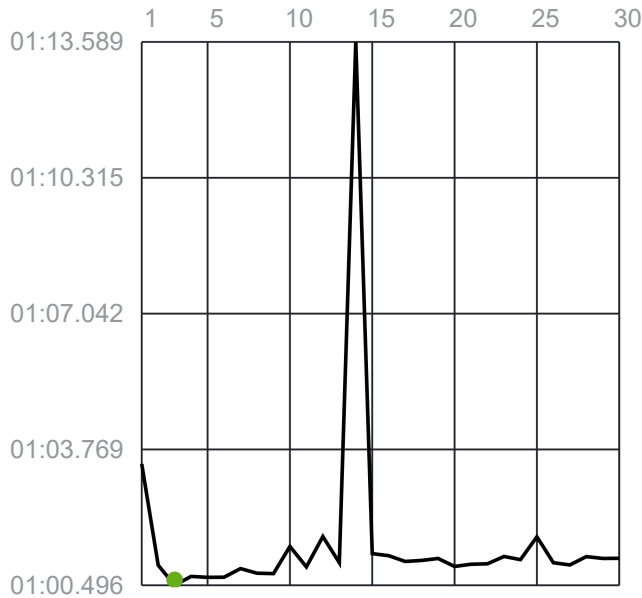
Lap	Pos	Lap Time	Diff to Last Lap	Diff to Best Lap	Gap in Front	Diff to P1	
1	12	1:03.917	0.000	3.541	0.627	3.805	6
2	10	1:01.525	-2.392	1.149	0.852	4.987	64
3	10	1:01.046	-0.479	0.670	1.423	5.968	65
4	10	1:01.101	0.055	0.725	1.826	7.082	65
5	11	1:01.283	0.182	0.907	0.175	8.281	65
6	11	1:00.699	-0.584	0.323	0.221	8.953	65
7	11	1:00.563	-0.136	0.187	0.171	9.484	65
8	11	1:01.078	0.515	0.702	0.713	10.400	65
9	11	1:00.637	-0.441	0.261	0.855	11.074	65
10	11	1:01.313	0.676	0.937	1.396	12.279	64
11	11	1:00.719	-0.594	0.343	1.635	12.916	65

12	11	1:00.572	-0.147	0.196	1.333	13.444	65
13	11	1:00.398	-0.174	0.022	0.690	13.669	65
14	8	1:00.593	0.195	0.217	0.348	12.137	6
15	8	1:02.053	1.460	1.677	0.790	13.092	64
16	13	1:14.532	12.479	14.156	0.703	16.569	5
17	12	1:01.707	-12.825	1.331	0.217	17.972	64
18	11	1:00.776	-0.931	0.400	2.129	18.397	65
19	11	1:00.585	-0.191	0.209	1.572	18.690	65
20	11	1:01.078	0.493	0.702	1.700	19.549	65
21	11	1:00.712	-0.366	0.336	1.409	19.979	65
22	11	1:00.971	0.259	0.595	1.366	20.520	65
23	11	1:00.376	-0.595	0.000	0.551	20.655	66
24	11	1:00.836	0.460	0.460	0.273	21.064	65
25	10	1:00.964	0.128	0.588	5.976	21.720	6
26	10	1:00.884	-0.080	0.508	6.364	22.230	65
27	10	1:00.738	-0.146	0.362	6.594	22.691	65
28	10	1:00.691	-0.047	0.315	6.579	23.051	65
29	10	1:01.697	1.006	1.321	7.499	24.166	64
30	10	1:00.771	-0.926	0.395	6.908	24.475	65

BLG SPORT

Karting @ CIRCUITO 1B (Portugal) • 2017 July 02

Length **1.1070 km** Pos **11** Best lap **1:00.496** Best Speed **65.875 km/h**



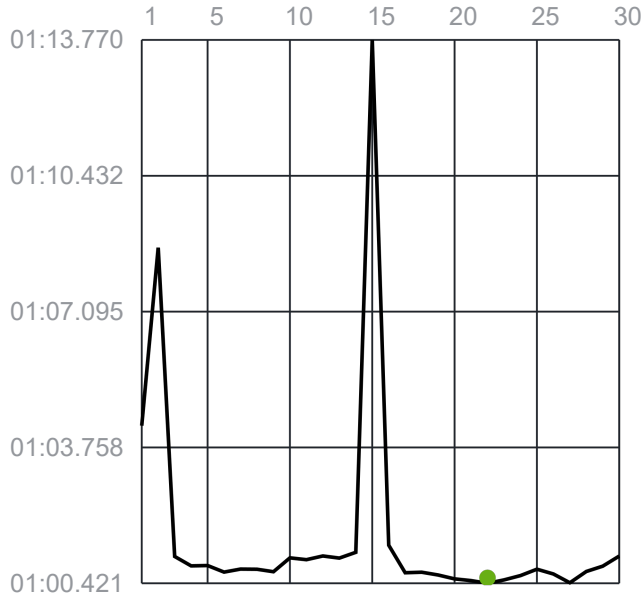
Lap	Pos	Lap Time	Diff to Last Lap	Diff to Best Lap	Gap in Front	Diff to P1	
1	10	1:03.419	0.000	2.923	0.135	2.941	62
2	7	1:00.979	-2.440	0.483	0.626	3.577	65
3	7	1:00.496	-0.483	0.000	0.810	4.008	65
4	7	1:00.710	0.214	0.214	1.291	4.731	65
5	7	1:00.687	-0.023	0.191	1.771	5.334	65
6	7	1:00.691	0.004	0.195	2.027	5.998	65
7	7	1:00.898	0.207	0.402	2.754	6.864	65
8	7	1:00.787	-0.111	0.291	3.417	7.489	6
9	7	1:00.777	-0.010	0.281	4.139	8.303	65
10	8	1:01.432	0.655	0.936	0.103	9.627	64
11	8	1:00.939	-0.493	0.443	0.376	10.484	65

12	10	1:01.671	0.732	1.175	0.151	12.111	6
13	10	1:01.041	-0.630	0.545	0.335	12.979	65
14	14	1:13.589	12.548	13.093	2.059	24.443	54
15	13	1:01.259	-12.330	0.763	1.397	24.604	65
16	11	1:01.209	-0.050	0.713	1.053	14.758	65
17	10	1:01.070	-0.139	0.574	1.467	15.524	65
18	10	1:01.095	0.025	0.599	2.081	16.268	6
19	10	1:01.142	0.047	0.646	2.840	17.118	65
20	10	1:00.950	-0.192	0.454	3.294	17.849	65
21	10	1:01.003	0.053	0.507	3.696	18.570	65
22	10	1:01.014	0.011	0.518	4.201	19.154	65
23	10	1:01.191	0.177	0.695	4.893	20.104	65
24	10	1:01.114	-0.077	0.618	5.254	20.791	65
25	11	1:01.665	0.551	1.169	0.428	22.148	64
26	11	1:01.040	-0.625	0.544	0.584	22.814	65
27	11	1:00.986	-0.054	0.490	0.832	23.523	65
28	11	1:01.187	0.201	0.691	1.328	24.379	65
29	11	1:01.143	-0.044	0.647	0.774	24.940	65
30	11	1:01.146	0.003	0.650	1.149	25.624	65

EKT - IN DRAI

Karting @ CIRCUITO 1B (Portugal) • 2017 July 02

Length **1.1070 km** Pos **12** Best lap **1:00.421** Best Speed **65.957 km/h**



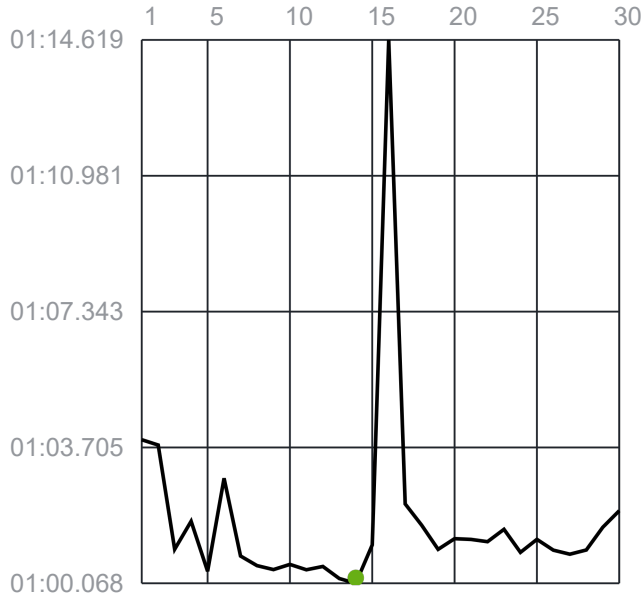
LapPos	Lap	Lap Time	Diff to Last Lap	Diff to Best Lap	Gap in Front	Diff to P1	
1	6	1:04.293	0.000	3.872	0.914	2.102	61
2	16	1:08.667	4.374	8.246	0.186	10.426	58
3	15	1:01.080	-7.587	0.659	1.867	11.441	65
4	15	1:00.849	-0.231	0.428	1.798	12.303	65
5	15	1:00.857	0.008	0.436	2.218	13.076	65
6	15	1:00.696	-0.161	0.275	0.958	13.745	65
7	15	1:00.770	0.074	0.349	0.709	14.483	65
8	15	1:00.766	-0.004	0.345	0.570	15.087	65
9	15	1:00.705	-0.061	0.284	0.584	15.829	65
10	15	1:01.046	0.341	0.625	0.438	16.767	65
11	15	1:01.001	-0.045	0.580	0.355	17.686	

12	14	1:01.092	0.091	0.671	0.390	18.734
13	14	1:01.040	-0.052	0.619	0.551	19.601
14	11	1:01.182	0.142	0.761	0.171	18.658
15	14	1:13.770	12.588	13.349	6.726	31.330
16	14	1:01.357	-12.413	0.936	5.063	21.632
17	13	1:00.680	-0.677	0.259	4.036	22.008
18	13	1:00.693	0.013	0.272	3.322	22.350
19	13	1:00.625	-0.068	0.204	2.970	22.683
20	13	1:00.529	-0.096	0.108	2.236	22.993
21	13	1:00.487	-0.042	0.066	1.480	23.198
22	13	1:00.421	-0.066	0.000	0.719	23.189
23	12	1:00.504	0.083	0.083	2.797	23.452
24	12	1:00.610	0.106	0.189	2.571	23.635
25	12	1:00.767	0.157	0.346	1.946	24.094
26	12	1:00.650	-0.117	0.229	1.556	24.370
27	12	1:00.434	-0.216	0.013	1.004	24.527
28	12	1:00.711	0.277	0.290	0.528	24.907
29	12	1:00.842	0.131	0.421	0.227	25.167
30	12	1:01.090	0.248	0.669	0.171	25.795

KOTAS TEAM

Karting @ CIRCUITO 1B (Portugal) • 2017 July 02

Length **1.1070 km** Pos **13** Best lap **1:00.068** Best Speed **66.345 km/h**



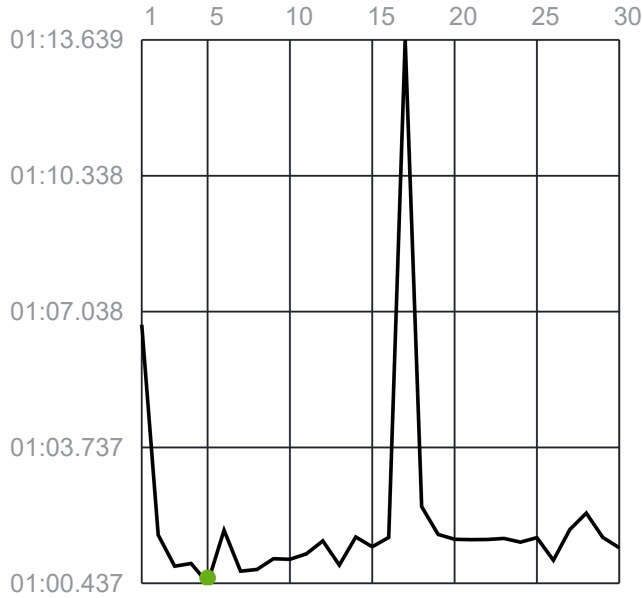
Lap	Pos	Lap Time	Diff to Last Lap	Diff to Best Lap	Gap in Front	Diff to P1	
1	7	1:03.913	0.000	3.845	0.088	2.190	62
2	12	1:03.770	-0.143	3.702	0.111	5.617	62
3	12	1:00.979	-2.791	0.911	0.189	6.531	65
4	12	1:01.729	0.750	1.661	0.831	8.273	6
5	12	1:00.389	-1.340	0.321	0.297	8.578	65
6	12	1:02.881	2.492	2.813	2.479	11.432	63
7	12	1:00.799	-2.082	0.731	2.715	12.199	65
8	12	1:00.541	-0.258	0.473	2.178	12.578	65
9	12	1:00.435	-0.106	0.367	1.976	13.050	65
10	12	1:00.574	0.139	0.506	1.237	13.516	65
11	12	1:00.430	-0.144	0.362	0.948	13.864	65

12	12	1:00.519	0.089	0.451	0.895	14.339	6
13	12	1:00.195	-0.324	0.127	0.692	14.361	66
14	9	1:00.068	-0.127	0.000	0.167	12.304	66
15	7	1:01.096	1.028	1.028	1.104	12.302	65
16	12	1:14.619	13.523	14.551	1.108	15.866	53
17	11	1:02.193	-12.426	2.125	2.231	17.755	64
18	12	1:01.624	-0.569	1.556	0.631	19.028	6
19	12	1:00.977	-0.647	0.909	1.023	19.713	65
20	12	1:01.263	0.286	1.195	1.208	20.757	65
21	12	1:01.243	-0.020	1.175	1.739	21.718	65
22	12	1:01.182	-0.061	1.114	1.950	22.470	65
23	13	1:01.513	0.331	1.445	0.290	23.742	64
24	13	1:00.896	-0.617	0.828	0.576	24.211	65
25	13	1:01.244	0.348	1.176	1.053	25.147	65
26	13	1:00.955	-0.289	0.887	1.358	25.728	65
27	13	1:00.847	-0.108	0.779	1.771	26.298	65
28	13	1:00.960	0.113	0.892	2.020	26.927	65
29	13	1:01.568	0.608	1.500	2.746	27.913	64
30	13	1:02.011	0.443	1.943	3.667	29.462	64

TF RACERS

Karting @ CIRCUITO 1B (Portugal) • 2017 July 02

Length **1.1070 km** Pos **14** Best lap **1:00.437** Best Speed **65.94 km/h**



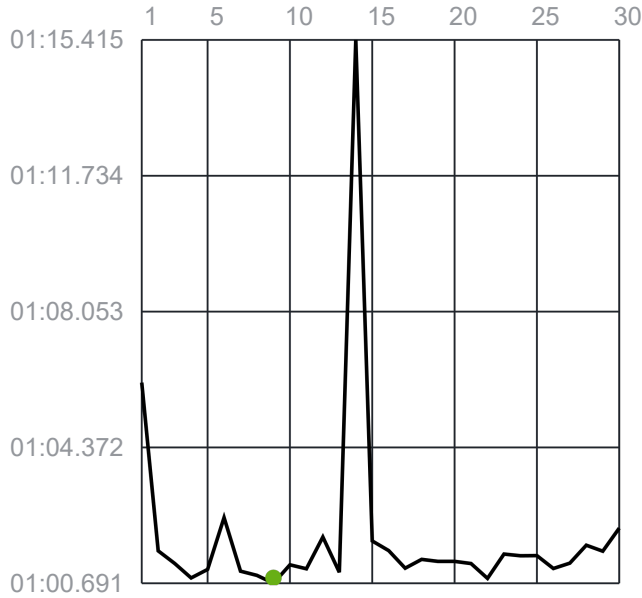
LapPos	Pos	Lap Time	Diff to Last Lap	Diff to Best Lap	Gap in Front	Diff to P1	
1	15	1:06.721	0.000	6.284	1.398	7.518	59
2	14	1:01.611	-5.110	1.174	1.439	8.786	64
3	14	1:00.853	-0.758	0.416	1.063	9.574	65
4	14	1:00.918	0.065	0.481	1.145	10.505	65
5	14	1:00.437	-0.481	0.000	0.515	10.858	6
6	13	1:01.726	1.289	1.289	1.125	12.557	64
7	13	1:00.731	-0.995	0.294	1.057	13.256	65
8	13	1:00.773	0.042	0.336	1.289	13.867	65
9	13	1:01.034	0.261	0.597	1.888	14.938	65
10	13	1:01.020	-0.014	0.583	2.334	15.850	6
11	13	1:01.153	0.133	0.716	3.057	16.921	65

12	13	1:01.467	0.314	1.030	4.005	18.344	64
13	13	1:00.879	-0.588	0.442	4.689	19.050	65
14	10	1:01.562	0.683	1.125	6.183	18.487	64
15	9	1:01.324	-0.238	0.887	5.621	18.713	64
16	7	1:01.552	0.228	1.115	6.161	9.210	64
17	14	1:13.639	12.087	13.202	0.537	22.545	54
18	14	1:02.300	-11.339	1.863	2.144	24.494	63
19	14	1:01.625	-0.675	1.188	3.144	25.827	64
20	14	1:01.506	-0.119	1.069	4.121	27.114	64
21	14	1:01.497	-0.009	1.060	5.131	28.329	64
22	14	1:01.501	0.004	1.064	6.211	29.400	64
23	14	1:01.527	0.026	1.090	6.944	30.686	64
24	14	1:01.437	-0.090	1.000	7.485	31.696	64
25	14	1:01.546	0.109	1.109	7.787	32.934	64
26	14	1:00.997	-0.549	0.560	7.829	33.557	65
27	15	1:01.743	0.746	1.306	0.181	35.023	64
28	15	1:02.142	0.399	1.705	0.600	36.834	64
29	15	1:01.552	-0.590	1.115	0.591	37.804	64
30	14	1:01.301	-0.251	0.864	9.181	38.643	6

SENNA SEM STRESS

Karting @ CIRCUITO 1B (Portugal) • 2017 July 02

Length **1.1070 km** Pos **15** Best lap **1:00.691** Best Speed **65.664 km/h**



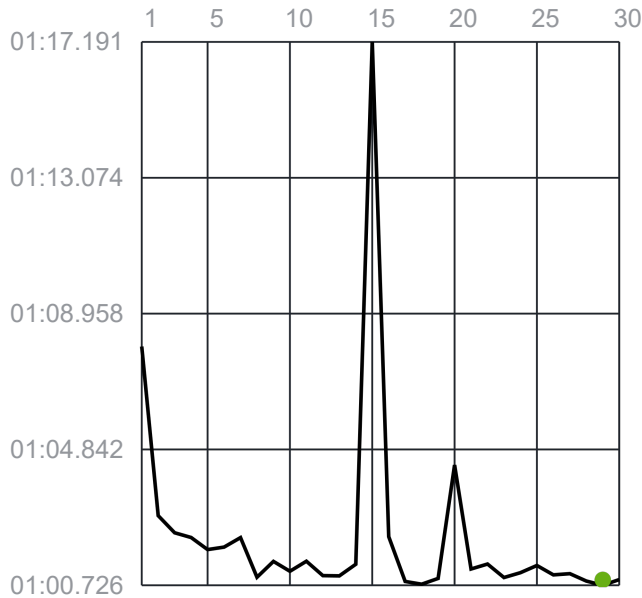
Lap	Pos	Lap Time	Diff to Last Lap	Diff to Best Lap	Gap in Front	Diff to P1	
1	14	1:06.130	0.000	5.439	1.411	6.120	60
2	13	1:01.570	-4.560	0.879	1.730	7.347	64
3	13	1:01.229	-0.341	0.538	1.980	8.511	65
4	13	1:00.836	-0.393	0.145	1.087	9.360	65
5	13	1:01.067	0.231	0.376	1.765	10.343	65
6	14	1:02.471	1.404	1.780	0.230	12.787	63
7	14	1:01.019	-1.452	0.328	0.518	13.774	65
8	14	1:00.905	-0.114	0.214	0.650	14.517	65
9	14	1:00.691	-0.214	0.000	0.307	15.245	65
10	14	1:01.192	0.501	0.501	0.479	16.329	65
11	14	1:01.084	-0.108	0.393	0.410	17.331	65

12	15	1:01.945	0.861	1.254	0.498	19.232	64
13	15	1:00.989	-0.956	0.298	0.447	20.048	65
14	16	1:15.415	14.426	14.724	7.177	33.338	52
15	15	1:01.838	-13.577	1.147	2.748	34.078	64
16	15	1:01.576	-0.262	0.885	2.967	24.599	6
17	15	1:01.100	-0.476	0.409	2.850	25.395	65
18	15	1:01.339	0.239	0.648	1.889	26.383	6
19	15	1:01.284	-0.055	0.593	1.548	27.375	65
20	15	1:01.285	0.001	0.594	1.327	28.441	65
21	15	1:01.226	-0.059	0.535	1.056	29.385	6
22	15	1:00.824	-0.402	0.133	0.379	29.779	6
23	15	1:01.483	0.659	0.792	0.335	31.021	64
24	15	1:01.437	-0.046	0.746	0.335	32.031	64
25	15	1:01.441	0.004	0.750	0.230	33.164	64
26	15	1:01.092	-0.349	0.401	0.325	33.882	65
27	14	1:01.237	0.145	0.546	8.544	34.842	65
28	14	1:01.723	0.486	1.032	9.307	36.234	64
29	14	1:01.561	-0.162	0.870	9.300	37.213	64
30	15	1:02.185	0.624	1.494	0.293	38.936	64

OS KARTUGAS

Karting @ CIRCUITO 1B (Portugal) • 2017 July 02

Length **1.1070 km** Pos **16** Best lap **1:00.726** Best Speed **65.626 km/h**



Lap	Pos	Lap Time	Diff to Last Lap	Diff to Best Lap	Gap in Front	Diff to P1	
1	16	1:07.962	0.000	7.236	0.229	7.747	58
2	15	1:02.836	-5.126	2.110	1.454	10.240	63
3	16	1:02.317	-0.519	1.591	1.051	12.492	6
4	16	1:02.174	-0.143	1.448	2.376	14.679	64
5	16	1:01.808	-0.366	1.082	3.327	16.403	64
6	16	1:01.883	0.075	1.157	4.514	18.259	64
7	16	1:02.171	0.288	1.445	5.915	20.398	64
8	16	1:00.970	-1.201	0.244	6.119	21.206	65
9	16	1:01.450	0.480	0.724	6.864	22.693	64
10	16	1:01.151	-0.299	0.425	6.969	23.736	6
11	16	1:01.455	0.304	0.729	7.423	25.109	64

12	16	1:01.019	-0.436	0.293	6.852	26.084	65
13	16	1:01.011	-0.008	0.285	6.874	26.922	65
14	15	1:01.364	0.353	0.638	1.718	26.161	64
15	16	1:17.191	15.827	16.465	8.176	42.254	51
16	16	1:02.200	-14.991	1.474	8.800	33.399	64
17	16	1:00.842	-1.358	0.116	8.542	33.937	65
18	16	1:00.759	-0.083	0.033	7.962	34.345	6
19	16	1:00.934	0.175	0.208	7.612	34.987	65
20	16	1:04.371	3.437	3.645	10.698	39.139	6
21	16	1:01.220	-3.151	0.494	10.692	40.077	65
22	16	1:01.370	0.150	0.644	11.238	41.017	64
23	16	1:00.961	-0.409	0.235	10.716	41.737	65
24	16	1:01.108	0.147	0.382	10.387	42.418	65
25	16	1:01.326	0.218	0.600	10.272	43.436	64
26	16	1:01.042	-0.284	0.316	10.222	44.104	65
27	16	1:01.078	0.036	0.352	9.882	44.905	65
28	16	1:00.855	-0.223	0.129	8.595	45.429	65
29	16	1:00.726	-0.129	0.000	7.769	45.573	65
30	16	1:00.899	0.173	0.173	7.074	46.010	65