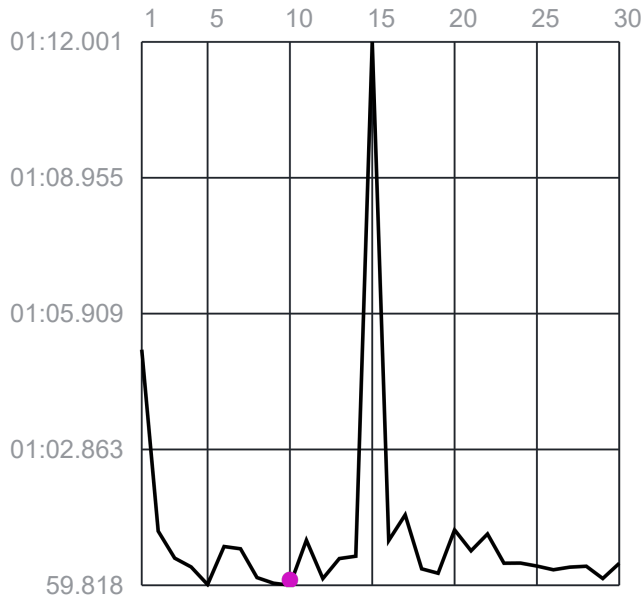


BLG SPORT

Karting @ CIRCUITO 1B (Portugal) • 2017 July 02

Length **1.1070 km** Pos **1** Best lap **59.818** Best Speed **66.622 km/h**



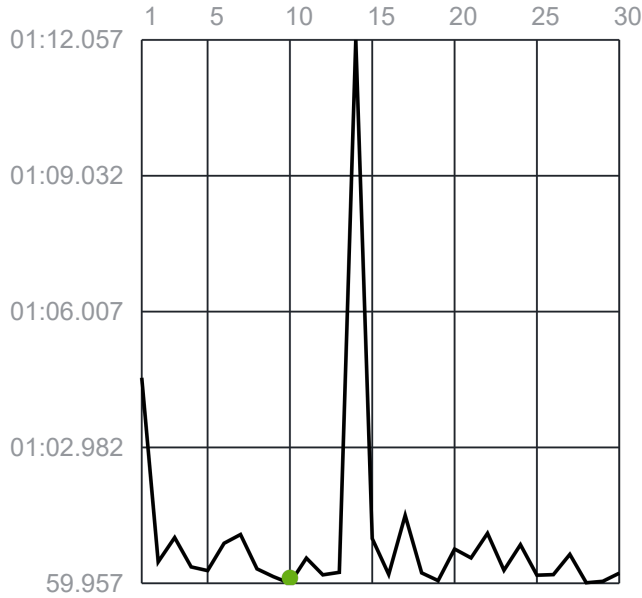
LapPos	Lap	Lap Time	Diff to Last Lap	Diff to Best Lap	Gap in Front	Diff to P1	
1	8	1:05.101	0.000	5.283	0.328	3.787	61
2	8	1:01.032	-4.069	1.214	0.091	3.522	65
3	7	1:00.427	-0.605	0.609	0.896	3.169	65
4	7	1:00.229	-0.198	0.411	0.024	2.368	66
5	6	59.834	-0.395	0.016	0.667	1.387	66
6	6	1:00.687	0.853	0.869	0.223	1.636	65
7	4	1:00.636	-0.051	0.818	0.099	1.930	65
8	3	59.991	-0.645	0.173	1.125	1.666	6
9	3	59.865	-0.126	0.047	0.847	1.139	6
10	3	59.818	-0.047	0.000	0.364	0.588	66
11	3	1:00.828	1.010	1.010	0.445	0.766	65

12	3	59.969	-0.859	0.151	0.211	0.466	66
13	3	1:00.417	0.448	0.599	0.382	0.474	65
14	2	1:00.470	0.053	0.652	0.096	0.096	65
15	5	1:12.001	11.531	12.183	1.699	8.698	55
16	4	1:00.821	-11.180	1.003	0.110	6.760	65
17	2	1:01.397	0.576	1.579	0.531	0.531	64
18	2	1:00.187	-1.210	0.369	0.284	0.284	66
19	2	1:00.088	-0.099	0.270	0.142	0.142	66
20	3	1:01.060	0.972	1.242	0.251	0.350	65
21	3	1:00.591	-0.469	0.773	0.320	0.608	65
22	2	1:00.968	0.377	1.150	0.218	0.218	65
23	2	1:00.313	-0.655	0.495	0.284	0.284	66
24	1	1:00.316	0.003	0.498	0.000	0.000	66
25	1	1:00.249	-0.067	0.431	0.000	0.000	66
26	1	1:00.166	-0.083	0.348	0.000	0.000	66
27	1	1:00.225	0.059	0.407	0.000	0.000	66
28	1	1:00.245	0.020	0.427	0.000	0.000	6
29	1	59.970	-0.275	0.152	0.000	0.000	66
30	1	1:00.310	0.340	0.492	0.000	0.000	66

FRIENDS KART TEAM

Karting @ CIRCUITO 1B (Portugal) • 2017 July 02

Length **1.1070 km** Pos **2** Best lap **59.957** Best Speed **66.468 km/h**



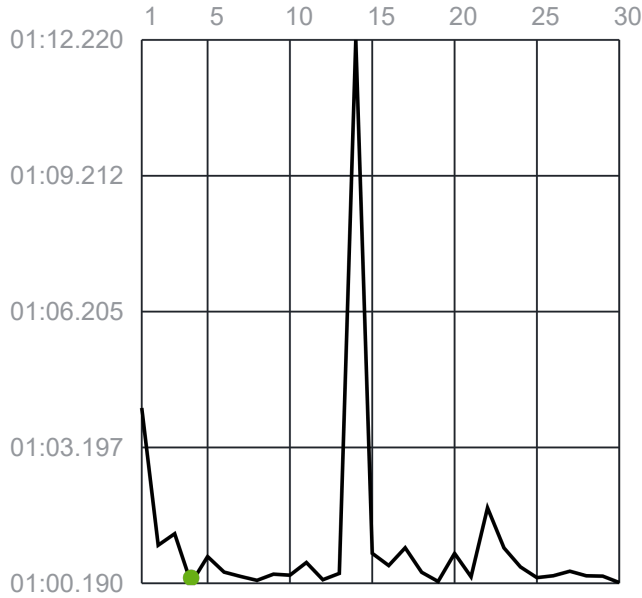
LapPos	Lap	Lap Time	Diff to Last Lap	Diff to Best Lap	Gap in Front	Diff to P1	
1	6	1:04.534	0.000	4.577	1.635	2.672	61
2	6	1:00.434	-4.100	0.477	0.963	1.809	65
3	5	1:00.975	0.541	1.018	0.884	2.004	65
4	5	1:00.322	-0.653	0.365	0.425	1.296	66
5	5	1:00.239	-0.083	0.282	0.165	0.720	66
6	4	1:00.848	0.609	0.891	0.088	1.130	65
7	3	1:01.043	0.195	1.086	1.245	1.831	65
8	4	1:00.278	-0.765	0.321	0.188	1.854	66
9	4	1:00.104	-0.174	0.147	0.427	1.566	66
10	4	59.957	-0.147	0.000	0.566	1.154	66
11	4	1:00.518	0.561	0.561	0.256	1.022	65

12	4	1:00.145	-0.373	0.188	0.432	0.898	6
13	4	1:00.201	0.056	0.244	0.216	0.690	66
14	10	1:12.057	11.856	12.100	0.120	11.899	55
15	7	1:00.951	-11.106	0.994	0.625	9.451	65
16	5	1:00.155	-0.796	0.198	0.087	6.847	66
17	3	1:01.469	1.314	1.512	0.159	0.690	64
18	3	1:00.189	-1.280	0.232	0.161	0.445	66
19	3	1:00.016	-0.173	0.059	0.089	0.231	66
20	2	1:00.720	0.704	0.763	0.099	0.099	65
21	2	1:00.522	-0.198	0.565	0.288	0.288	65
22	1	1:01.070	0.548	1.113	0.000	0.000	65
23	1	1:00.247	-0.823	0.290	0.000	0.000	66
24	2	1:00.816	0.569	0.859	0.216	0.216	65
25	2	1:00.137	-0.679	0.180	0.104	0.104	66
26	2	1:00.150	0.013	0.193	0.088	0.088	66
27	2	1:00.601	0.451	0.644	0.464	0.464	65
28	2	59.968	-0.633	0.011	0.187	0.187	66
29	2	1:00.001	0.033	0.044	0.218	0.218	66
30	2	1:00.182	0.181	0.225	0.090	0.090	66

NOVA RACING TEAM

Karting @ CIRCUITO 1B (Portugal) • 2017 July 02

Length **1.1070 km** Pos **3** Best lap **1:00.190** Best Speed **66.21 km/h**



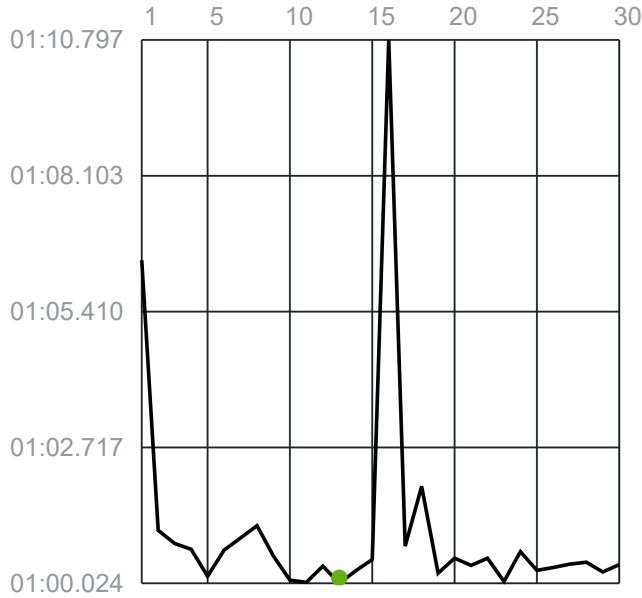
LapPos		Lap Time	Diff to Last Lap	Diff to Best Lap	Gap in Front	Diff to P1	
1	4	1:04.072	0.000	3.882	0.198	0.630	62
2	2	1:01.033	-3.039	0.843	0.366	0.366	65
3	3	1:01.287	0.254	1.097	0.175	0.873	65
4	2	1:00.190	-1.097	0.000	0.033	0.033	6
5	1	1:00.782	0.592	0.592	0.000	0.000	65
6	1	1:00.438	-0.344	0.248	0.000	0.000	65
7	1	1:00.342	-0.096	0.152	0.000	0.000	66
8	1	1:00.255	-0.087	0.065	0.000	0.000	66
9	1	1:00.392	0.137	0.202	0.000	0.000	65
10	1	1:00.369	-0.023	0.179	0.000	0.000	66
11	1	1:00.650	0.281	0.460	0.000	0.000	65

12	1	1:00.269	-0.381	0.079	0.000	0.000	66
13	1	1:00.409	0.140	0.219	0.000	0.000	6
14	7	1:12.220	11.811	12.030	2.261	11.372	55
15	6	1:00.853	-11.367	0.663	0.128	8.826	65
16	3	1:00.583	-0.270	0.393	0.090	6.650	65
17	1	1:00.976	0.393	0.786	0.000	0.000	65
18	1	1:00.434	-0.542	0.244	0.000	0.000	65
19	1	1:00.230	-0.204	0.040	0.000	0.000	66
20	1	1:00.852	0.622	0.662	0.000	0.000	6
21	1	1:00.333	-0.519	0.143	0.000	0.000	66
22	3	1:01.861	1.528	1.671	0.285	0.503	64
23	3	1:00.973	-0.888	0.783	0.945	1.229	6
24	3	1:00.552	-0.421	0.362	0.965	1.181	65
25	3	1:00.315	-0.237	0.125	1.143	1.247	66
26	3	1:00.357	0.042	0.167	1.350	1.438	66
27	3	1:00.457	0.100	0.267	1.206	1.670	65
28	3	1:00.356	-0.101	0.166	1.594	1.781	66
29	3	1:00.348	-0.008	0.158	1.941	2.159	66
30	3	1:00.206	-0.142	0.016	1.965	2.055	66

KARTERS TEAM

Karting @ CIRCUITO 1B (Portugal) • 2017 July 02

Length **1.1070 km** Pos **4** Best lap **1:00.024** Best Speed **66.393 km/h**



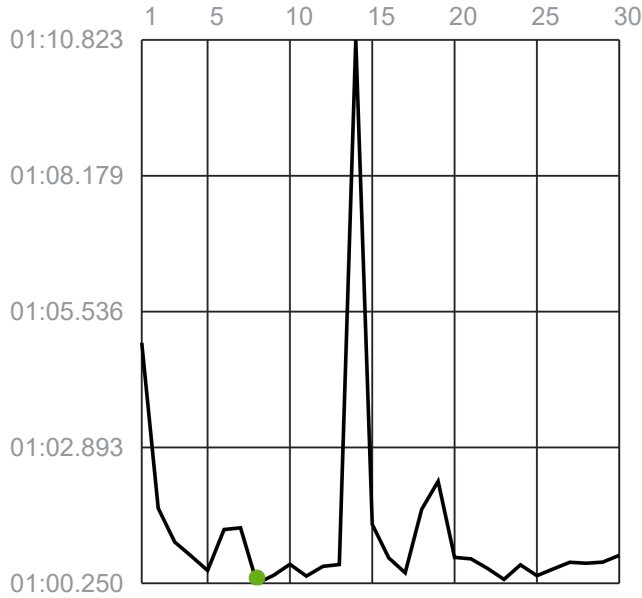
LapPos	Lap	Lap Time	Diff to Last Lap	Diff to Best Lap	Gap in Front	Diff to P1	
1	9	1:06.430	0.000	6.406	0.141	3.928	59
2	9	1:01.073	-5.357	1.049	0.182	3.704	65
3	9	1:00.813	-0.260	0.789	0.095	3.737	65
4	8	1:00.699	-0.114	0.675	1.038	3.406	65
5	8	1:00.163	-0.536	0.139	0.319	2.754	6
6	8	1:00.681	0.518	0.657	0.094	2.997	65
7	8	1:00.922	0.241	0.898	0.102	3.577	65
8	8	1:01.166	0.244	1.142	0.280	4.488	65
9	8	1:00.563	-0.603	0.539	0.008	4.659	65
10	7	1:00.086	-0.477	0.062	0.684	4.376	66
11	7	1:00.043	-0.043	0.019	0.149	3.769	66

12	6	1:00.364	0.321	0.340	1.157	3.864	66
13	6	1:00.024	-0.340	0.000	0.566	3.479	66
14	3	1:00.273	0.249	0.249	2.808	2.904	66
15	1	1:00.495	0.222	0.471	0.000	0.000	65
16	6	1:10.797	10.302	10.773	1.191	8.038	56
17	5	1:00.760	-10.037	0.736	0.137	1.172	65
18	4	1:01.946	1.186	1.922	2.239	2.684	64
19	4	1:00.224	-1.722	0.200	2.447	2.678	66
20	4	1:00.522	0.298	0.498	1.998	2.348	65
21	4	1:00.379	-0.143	0.355	1.786	2.394	66
22	4	1:00.520	0.141	0.496	1.053	1.556	65
23	4	1:00.061	-0.459	0.037	0.141	1.370	66
24	4	1:00.652	0.591	0.628	0.241	1.422	65
25	4	1:00.280	-0.372	0.256	0.206	1.453	66
26	4	1:00.337	0.057	0.313	0.186	1.624	66
27	4	1:00.404	0.067	0.380	0.133	1.803	65
28	4	1:00.442	0.038	0.418	0.219	2.000	65
29	4	1:00.249	-0.193	0.225	0.120	2.279	66
30	4	1:00.394	0.145	0.370	0.308	2.363	65

R' ACES

Karting @ CIRCUITO 1B (Portugal) • 2017 July 02

Length **1.1070 km** Pos **5** Best lap **1:00.250** Best Speed **66.144 km/h**



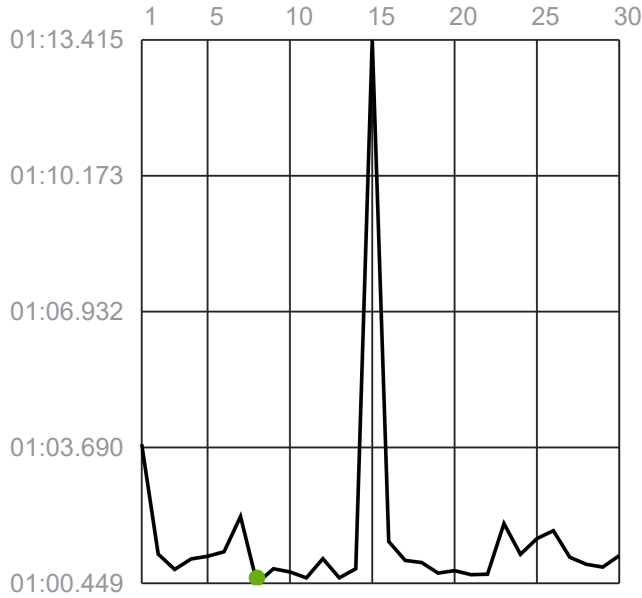
Lap	Pos	Lap Time	Diff to Last Lap	Diff to Best Lap	Gap in Front	Diff to P1	
1	3	1:04.930	0.000	4.680	0.280	0.432	61
2	5	1:01.711	-3.219	1.461	0.132	0.846	64
3	4	1:01.054	-0.657	0.804	0.247	1.120	65
4	4	1:00.781	-0.273	0.531	0.752	0.871	65
5	4	1:00.499	-0.282	0.249	0.117	0.555	65
6	5	1:01.296	0.797	1.046	0.283	1.413	65
7	5	1:01.329	0.033	1.079	0.470	2.400	64
8	5	1:00.250	-1.079	0.000	0.541	2.395	66
9	5	1:00.403	0.153	0.153	0.840	2.406	65
10	5	1:00.620	0.217	0.370	1.503	2.657	65
11	5	1:00.390	-0.230	0.140	1.375	2.397	65

12	5	1:00.579	0.189	0.329	1.809	2.707	65
13	5	1:00.615	0.036	0.365	2.223	2.913	65
14	12	1:10.823	10.208	10.573	0.191	12.888	5
15	10	1:01.396	-9.427	1.146	0.399	10.885	6
16	7	1:00.745	-0.651	0.495	0.833	8.871	65
17	6	1:00.454	-0.291	0.204	0.527	1.699	65
18	6	1:01.688	1.234	1.438	0.108	2.953	64
19	5	1:02.234	0.546	1.984	2.279	4.957	64
20	5	1:00.754	-1.480	0.504	2.511	4.859	65
21	5	1:00.725	-0.029	0.475	2.857	5.251	65
22	5	1:00.539	-0.186	0.289	2.876	4.432	65
23	5	1:00.326	-0.213	0.076	3.141	4.511	66
24	5	1:00.609	0.283	0.359	3.098	4.520	65
25	5	1:00.398	-0.211	0.148	3.216	4.669	65
26	5	1:00.530	0.132	0.280	3.409	5.033	65
27	5	1:00.659	0.129	0.409	3.664	5.467	65
28	5	1:00.640	-0.019	0.390	3.862	5.862	65
29	5	1:00.662	0.022	0.412	4.275	6.554	65
30	5	1:00.794	0.132	0.544	4.675	7.038	65

FAMAR RACING TEAM

Karting @ CIRCUITO 1B (Portugal) • 2017 July 02

Length **1.1070 km** Pos **6** Best lap **1:00.449** Best Speed **65.927 km/h**



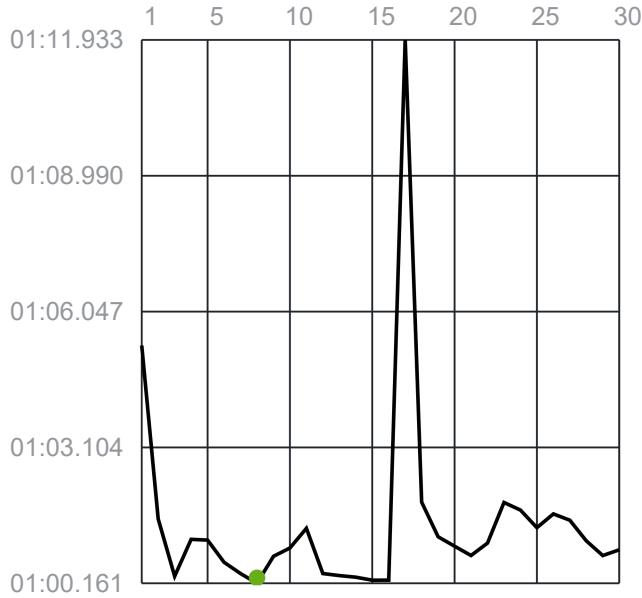
LapPos		Lap Time	Diff to Last Lap	Diff to Best Lap	Gap in Front	Diff to P1	
1	2	1:03.766	0.000	3.317	0.152	0.152	62
2	1	1:01.145	-2.621	0.696	0.000	0.000	65
3	1	1:00.780	-0.365	0.331	0.000	0.000	65
4	1	1:01.030	0.250	0.581	0.000	0.000	65
5	2	1:01.093	0.063	0.644	0.278	0.278	65
6	3	1:01.202	0.109	0.753	0.556	1.042	65
7	6	1:02.043	0.841	1.594	0.343	2.743	64
8	6	1:00.449	-1.594	0.000	0.542	2.937	65
9	6	1:00.796	0.347	0.347	0.935	3.341	6
10	6	1:00.720	-0.076	0.271	1.035	3.692	65
11	6	1:00.578	-0.142	0.129	1.223	3.620	65

12	7	1:01.036	0.458	0.587	0.523	4.387	65
13	7	1:00.579	-0.457	0.130	1.078	4.557	65
14	4	1:00.796	0.217	0.347	1.601	4.505	6
15	11	1:13.415	12.619	12.966	3.636	14.521	54
16	8	1:01.447	-11.968	0.998	4.338	13.209	64
17	8	1:00.994	-0.453	0.545	2.270	6.577	65
18	8	1:00.945	-0.049	0.496	1.296	7.088	6
19	8	1:00.692	-0.253	0.243	0.819	7.550	65
20	8	1:00.751	0.059	0.302	0.606	7.449	65
21	8	1:00.654	-0.097	0.205	0.497	7.770	65
22	8	1:00.666	0.012	0.217	0.131	7.078	65
23	8	1:01.874	1.208	1.425	0.093	8.705	64
24	7	1:01.140	-0.734	0.691	0.246	9.245	65
25	7	1:01.515	0.375	1.066	0.395	10.511	64
26	6	1:01.704	0.189	1.255	7.016	12.049	64
27	6	1:01.069	-0.635	0.620	7.426	12.893	65
28	6	1:00.902	-0.167	0.453	7.688	13.550	65
29	6	1:00.836	-0.066	0.387	7.862	14.416	65
30	6	1:01.109	0.273	0.660	8.177	15.215	65

KOTAS TEAM

Karting @ CIRCUITO 1B (Portugal) • 2017 July 02

Length **1.1070 km** Pos **7** Best lap **1:00.161** Best Speed **66.242 km/h**



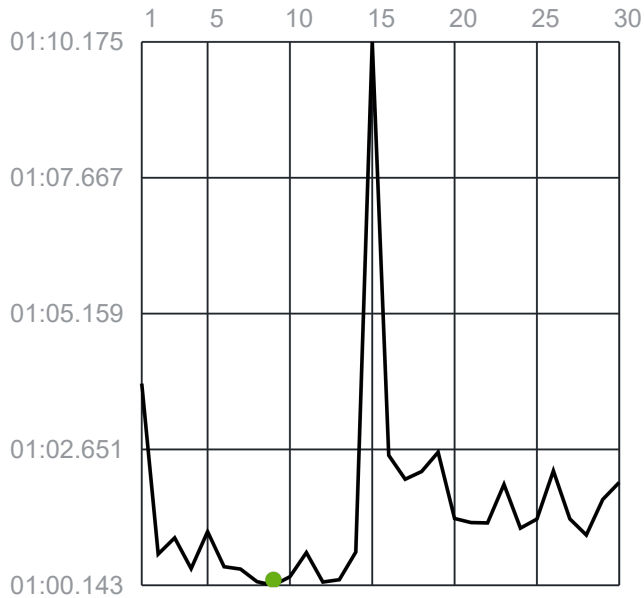
Lap	Pos	Lap Time	Diff to Last Lap	Diff to Best Lap	Gap in Front	Diff to P1	
1	14	1:05.313	0.000	5.152	0.003	4.352	61
2	10	1:01.554	-3.759	1.393	0.905	4.609	64
3	10	1:00.314	-1.240	0.153	0.406	4.143	66
4	10	1:01.113	0.799	0.952	0.092	4.226	6
5	9	1:01.097	-0.016	0.936	1.754	4.508	65
6	9	1:00.616	-0.481	0.455	1.689	4.686	65
7	9	1:00.372	-0.244	0.211	1.139	4.716	66
8	9	1:00.161	-0.211	0.000	0.134	4.622	66
9	9	1:00.745	0.584	0.584	0.316	4.975	65
10	9	1:00.926	0.181	0.765	0.222	5.532	6
11	8	1:01.352	0.426	1.191	2.465	6.234	

12	8	1:00.372	-0.980	0.211	1.950	6.337
13	8	1:00.328	-0.044	0.167	1.699	6.256
14	5	1:00.293	-0.035	0.132	1.196	5.701
15	2	1:00.228	-0.065	0.067	2.530	2.530
16	1	1:00.229	0.001	0.068	0.000	0.000
17	7	1:11.933	11.704	11.772	2.608	4.307
18	7	1:01.919	-10.014	1.758	2.839	5.792
19	7	1:01.169	-0.750	1.008	1.516	6.731
20	7	1:00.964	-0.205	0.803	1.104	6.843
21	7	1:00.763	-0.201	0.602	0.566	7.273
22	7	1:01.032	0.269	0.871	0.304	6.947
23	7	1:01.912	0.880	1.751	0.211	8.612
24	8	1:01.747	-0.165	1.586	0.514	9.759
25	8	1:01.366	-0.381	1.205	0.365	10.876
26	8	1:01.664	0.298	1.503	0.168	12.374
27	8	1:01.527	-0.137	1.366	0.326	13.676
28	8	1:01.080	-0.447	0.919	0.335	14.511
29	7	1:00.762	-0.318	0.601	0.887	15.303
30	7	1:00.886	0.124	0.725	0.664	15.879

INDOOR PÓDIO IMEDIATO

Karting @ CIRCUITO 1B (Portugal) • 2017 July 02

Length **1.1070 km** Pos **8** Best lap **1:00.143** Best Speed **66.262 km/h**



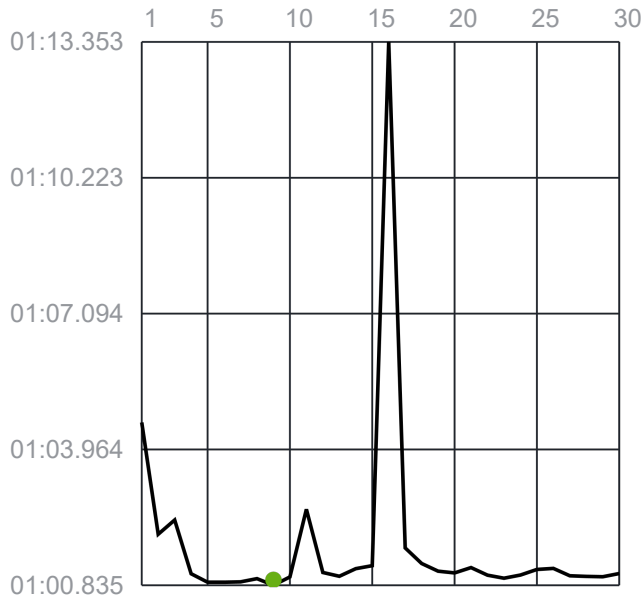
LapPos	Lap	Lap Time	Diff to Last Lap	Diff to Best Lap	Gap in Front	Diff to P1	
1	5	1:03.867	0.000	3.724	0.407	1.037	62
2	3	1:00.719	-3.148	0.576	0.093	0.459	65
3	2	1:01.019	0.300	0.876	0.698	0.698	65
4	3	1:00.451	-0.568	0.308	0.086	0.119	65
5	3	1:01.134	0.683	0.991	0.160	0.438	65
6	2	1:00.486	-0.648	0.343	0.486	0.486	65
7	2	1:00.442	-0.044	0.299	0.586	0.586	65
8	2	1:00.210	-0.232	0.067	0.541	0.541	66
9	2	1:00.143	-0.067	0.000	0.292	0.292	66
10	2	1:00.301	0.158	0.158	0.224	0.224	66
11	2	1:00.747	0.446	0.604	0.321	0.321	65

12	2	1:00.203	-0.544	0.060	0.255	0.255	66
13	2	1:00.246	0.043	0.103	0.092	0.092	66
14	1	1:00.756	0.510	0.613	0.000	0.000	65
15	3	1:10.175	9.419	10.032	4.246	6.776	56
16	2	1:02.543	-7.632	2.400	6.560	6.560	63
17	4	1:02.101	-0.442	1.958	0.345	1.035	64
18	5	1:02.244	0.143	2.101	0.161	2.845	64
19	6	1:02.600	0.356	2.457	0.258	5.215	63
20	6	1:01.376	-1.224	1.233	0.880	5.739	64
21	6	1:01.301	-0.075	1.158	1.456	6.707	6
22	6	1:01.294	-0.007	1.151	2.211	6.643	65
23	6	1:02.005	0.711	1.862	3.890	8.401	64
24	6	1:01.198	-0.807	1.055	4.479	8.999	6
25	6	1:01.366	0.168	1.223	5.447	10.116	64
26	7	1:02.256	0.890	2.113	0.157	12.206	64
27	7	1:01.369	-0.887	1.226	0.457	13.350	64
28	7	1:01.071	-0.298	0.928	0.626	14.176	65
29	8	1:01.728	0.657	1.585	0.631	15.934	64
30	8	1:02.042	0.314	1.899	1.787	17.666	64

CENTRO ÓPTICO DO RESTELO

Karting @ CIRCUITO 1B (Portugal) • 2017 July 02

Length **1.1070 km** Pos **9** Best lap **1:00.835** Best Speed **65.508 km/h**



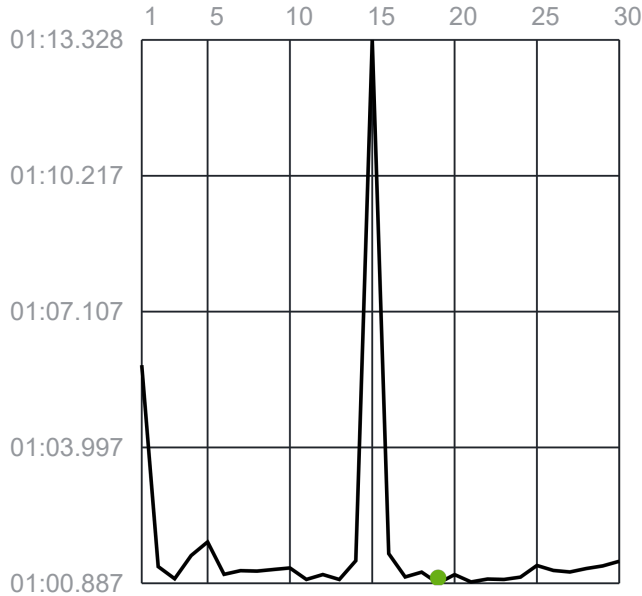
Lap	Pos	Lap Time	Diff to Last Lap	Diff to Best Lap	Gap in Front	Diff to P1	
1	1	1:04.587	0.000	3.752	0.000	0.000	61
2	4	1:02.011	-2.576	1.176	0.255	0.714	64
3	6	1:02.339	0.328	1.504	0.269	2.273	63
4	6	1:01.101	-1.238	0.266	1.048	2.344	65
5	7	1:00.906	-0.195	0.071	1.048	2.435	65
6	7	1:00.906	0.000	0.071	1.267	2.903	65
7	7	1:00.914	0.008	0.079	0.732	3.475	65
8	7	1:00.988	0.074	0.153	1.271	4.208	65
9	7	1:00.835	-0.153	0.000	1.310	4.651	65
10	8	1:01.028	0.193	0.193	0.934	5.310	65
11	9	1:02.586	1.558	1.751	1.012	7.246	63

12	9	1:01.130	-1.456	0.295	1.770	8.107	65
13	9	1:01.043	-0.087	0.208	2.485	8.741	65
14	6	1:01.218	0.175	0.383	3.410	9.111	65
15	4	1:01.287	0.069	0.452	0.223	6.999	65
16	9	1:13.353	12.066	12.518	4.384	17.593	54
17	9	1:01.696	-11.657	0.861	5.086	11.663	64
18	9	1:01.337	-0.359	0.502	5.478	12.566	64
19	9	1:01.160	-0.177	0.325	5.946	13.496	6
20	9	1:01.120	-0.040	0.285	6.315	13.764	65
21	9	1:01.243	0.123	0.408	6.904	14.674	65
22	9	1:01.068	-0.175	0.233	7.306	14.384	65
23	9	1:00.998	-0.070	0.163	6.430	15.135	65
24	9	1:01.071	0.073	0.236	5.847	15.606	65
25	9	1:01.200	0.129	0.365	5.681	16.557	65
26	9	1:01.224	0.024	0.389	5.241	17.615	65
27	9	1:01.054	-0.170	0.219	4.768	18.444	65
28	9	1:01.040	-0.014	0.205	4.728	19.239	65
29	9	1:01.032	-0.008	0.197	4.367	20.301	65
30	9	1:01.106	0.074	0.271	3.431	21.097	65

FITCARCAVELOS

Karting @ CIRCUITO 1B (Portugal) • 2017 July 02

Length **1.1070 km** Pos **10** Best lap **1:00.887** Best Speed **65.452 km/h**



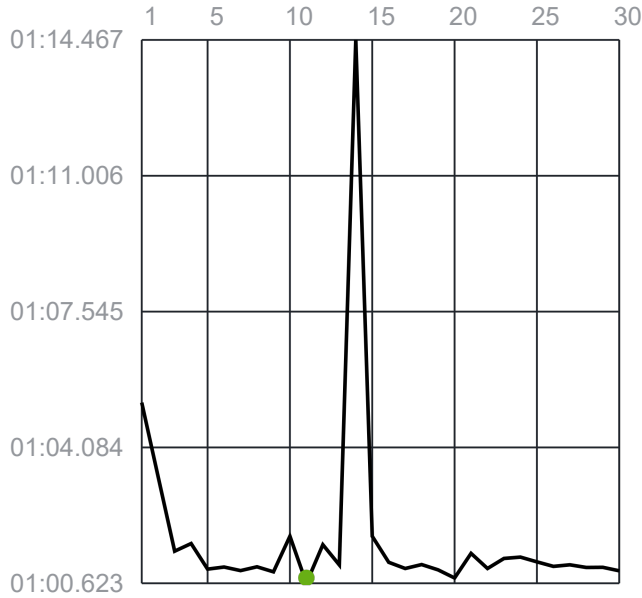
LapPos	Lap	Lap Time	Diff to Last Lap	Diff to Best Lap	Gap in Front	Diff to P1	
1	7	1:05.881	0.000	4.994	0.787	3.459	60
2	7	1:01.269	-4.612	0.382	1.622	3.431	65
3	8	1:00.991	-0.278	0.104	0.473	3.642	65
4	9	1:01.522	0.531	0.635	0.728	4.134	64
5	10	1:01.834	0.312	0.947	0.645	5.153	6
6	10	1:01.092	-0.742	0.205	1.121	5.807	65
7	10	1:01.176	0.084	0.289	1.925	6.641	65
8	10	1:01.166	-0.010	0.279	2.930	7.552	65
9	10	1:01.203	0.037	0.316	3.388	8.363	65
10	10	1:01.238	0.035	0.351	3.700	9.232	65
11	10	1:00.975	-0.263	0.088	2.311	9.557	65

12	10	1:01.087	0.112	0.200	2.268	10.375	65
13	10	1:00.974	-0.113	0.087	2.199	10.940	65
14	8	1:01.404	0.430	0.517	0.124	11.496	64
15	12	1:13.328	11.924	12.441	6.904	21.425	54
16	10	1:01.566	-11.762	0.679	2.639	20.232	64
17	10	1:01.032	-0.534	0.145	1.975	13.638	65
18	10	1:01.142	0.110	0.255	1.780	14.346	65
19	10	1:00.887	-0.255	0.000	1.507	15.003	65
20	10	1:01.086	0.199	0.199	1.473	15.237	65
21	10	1:00.918	-0.168	0.031	1.148	15.822	65
22	10	1:00.984	0.066	0.097	1.064	15.448	65
23	10	1:00.975	-0.009	0.088	1.041	16.176	65
24	10	1:01.028	0.053	0.141	0.998	16.604	65
25	10	1:01.295	0.267	0.408	1.093	17.650	65
26	10	1:01.181	-0.114	0.294	1.050	18.665	65
27	10	1:01.146	-0.035	0.259	1.142	19.586	65
28	10	1:01.225	0.079	0.338	1.327	20.566	65
29	10	1:01.285	0.060	0.398	1.580	21.881	65
30	10	1:01.391	0.106	0.504	1.865	22.962	64

TF RACERS

Karting @ CIRCUITO 1B (Portugal) • 2017 July 02

Length **1.1070 km** Pos **11** Best lap **1:00.623** Best Speed **65.737 km/h**



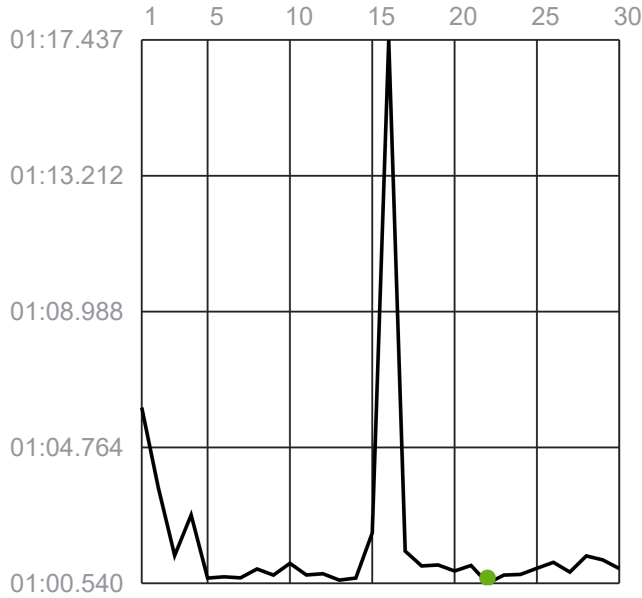
Lap	Pos	Lap Time	Diff to Last Lap	Diff to Best Lap	Gap in Front	Diff to P1	
1	11	1:05.227	0.000	4.604	0.100	4.107	61
2	12	1:03.331	-1.896	2.708	0.350	6.141	62
3	11	1:01.441	-1.890	0.818	2.659	6.802	64
4	11	1:01.636	0.195	1.013	3.182	7.408	64
5	11	1:00.984	-0.652	0.361	2.424	7.577	65
6	11	1:01.037	0.053	0.414	2.369	8.176	65
7	11	1:00.946	-0.091	0.323	2.139	8.780	65
8	11	1:01.043	0.097	0.420	2.016	9.568	65
9	11	1:00.915	-0.128	0.292	1.728	10.091	65
10	12	1:01.822	0.907	1.199	0.566	11.544	64
11	12	1:00.623	-1.199	0.000	0.390	11.517	65

12	13	1:01.606	0.983	0.983	0.562	12.854	64
13	13	1:01.091	-0.515	0.468	0.980	13.536	65
14	13	1:14.467	13.376	13.844	14.267	27.155	53
15	13	1:01.821	-12.646	1.198	4.152	25.577	64
16	11	1:01.158	-0.663	0.535	3.744	23.976	65
17	11	1:01.000	-0.158	0.377	3.712	17.350	65
18	11	1:01.100	0.100	0.477	3.670	18.016	65
19	11	1:00.965	-0.135	0.342	3.748	18.751	65
20	11	1:00.758	-0.207	0.135	3.420	18.657	65
21	11	1:01.385	0.627	0.762	3.887	19.709	64
22	11	1:01.000	-0.385	0.377	3.903	19.351	65
23	11	1:01.256	0.256	0.633	4.184	20.360	65
24	11	1:01.290	0.034	0.667	4.446	21.050	65
25	11	1:01.169	-0.121	0.546	4.320	21.970	65
26	11	1:01.054	-0.115	0.431	4.193	22.858	65
27	11	1:01.094	0.040	0.471	4.141	23.727	65
28	11	1:01.026	-0.068	0.403	3.942	24.508	65
29	11	1:01.030	0.004	0.407	3.687	25.568	65
30	11	1:00.941	-0.089	0.318	3.237	26.199	65

CLUBE OGMA I

Karting @ CIRCUITO 1B (Portugal) • 2017 July 02

Length **1.1070 km** Pos **12** Best lap **1:00.540** Best Speed **65.828 km/h**



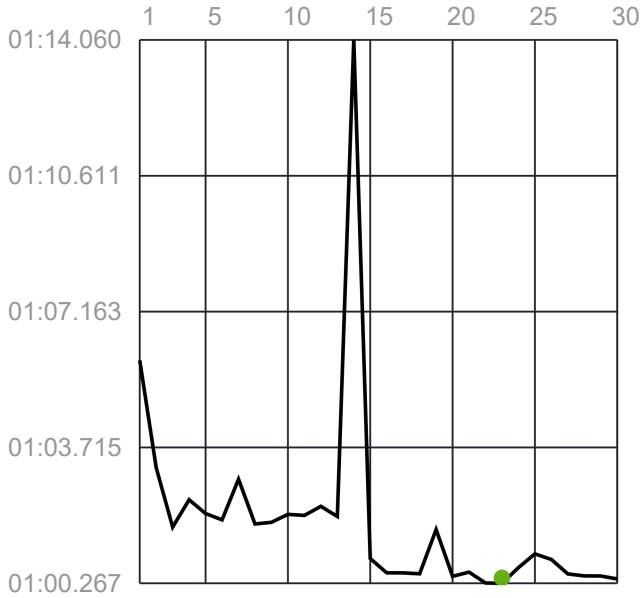
LapPos	Lap	Lap Time	Diff to Last Lap	Diff to Best Lap	Gap in Front	Diff to P1	
1	10	1:06.006	0.000	5.466	0.079	4.007	60
2	13	1:03.528	-2.478	2.988	0.097	6.238	62
3	12	1:01.404	-2.124	0.864	0.060	6.862	64
4	12	1:02.664	1.260	2.124	1.088	8.496	63
5	12	1:00.702	-1.962	0.162	0.806	8.383	65
6	12	1:00.741	0.039	0.201	0.510	8.686	6
7	12	1:00.709	-0.032	0.169	0.273	9.053	65
8	12	1:00.985	0.276	0.445	0.215	9.783	65
9	12	1:00.795	-0.190	0.255	0.095	10.186	65
10	11	1:01.161	0.366	0.621	1.746	10.978	65
11	11	1:00.799	-0.362	0.259	1.570	11.127	65

12	11	1:00.837	0.038	0.297	1.320	11.695	65
13	11	1:00.639	-0.198	0.099	0.985	11.925	6
14	9	1:00.702	0.063	0.162	0.283	11.779	65
15	9	1:02.106	1.404	1.566	0.269	10.486	64
16	12	1:17.437	15.331	16.897	1.188	25.164	51
17	12	1:01.540	-15.897	1.000	1.728	19.078	64
18	12	1:01.079	-0.461	0.539	1.707	19.723	65
19	12	1:01.110	0.031	0.570	1.852	20.603	65
20	12	1:00.922	-0.188	0.382	2.016	20.673	65
21	12	1:01.094	0.172	0.554	1.725	21.434	65
22	12	1:00.540	-0.554	0.000	1.265	20.616	65
23	12	1:00.796	0.256	0.256	0.805	21.165	6
24	12	1:00.815	0.019	0.275	0.330	21.380	6
25	12	1:01.007	0.192	0.467	0.168	22.138	65
26	12	1:01.191	0.184	0.651	0.305	23.163	65
27	12	1:00.889	-0.302	0.349	0.100	23.827	6
28	12	1:01.391	0.502	0.851	0.465	24.973	64
29	12	1:01.267	-0.124	0.727	0.702	26.270	65
30	12	1:00.999	-0.268	0.459	0.760	26.959	65

EKT - IN DRAI

Karting @ CIRCUITO 1B (Portugal) • 2017 July 02

Length **1.1070 km** Pos **13** Best lap **1:00.267** Best Speed **66.126 km/h**



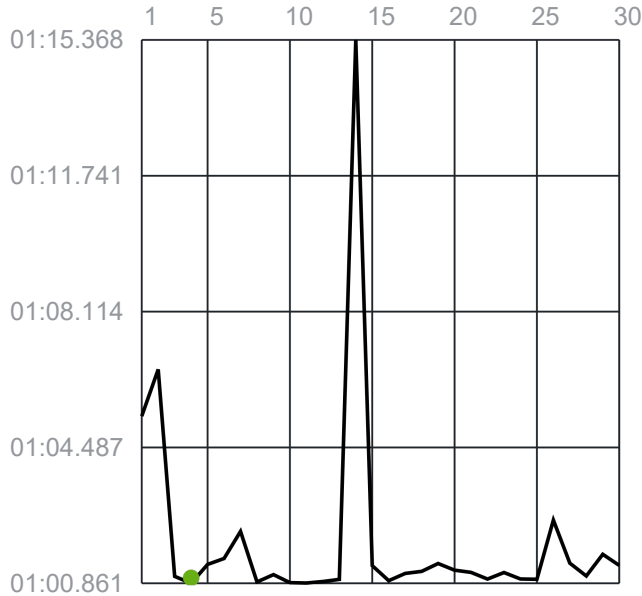
Lap	Pos	Lap Time	Diff to Last Lap	Diff to Best Lap	Gap in Front	Diff to P1	
1	15	1:05.927	0.000	5.660	0.283	4.635	60
2	14	1:03.201	-2.726	2.934	0.301	6.539	63
3	13	1:01.694	-1.507	1.427	0.591	7.453	64
4	13	1:02.388	0.694	2.121	0.315	8.811	63
5	14	1:02.037	-0.351	1.770	0.842	10.033	64
6	14	1:01.877	-0.160	1.610	1.698	11.472	64
7	15	1:02.910	1.033	2.643	0.347	14.040	63
8	15	1:01.773	-1.137	1.506	1.223	15.558	64
9	15	1:01.815	0.042	1.548	1.946	16.981	6
10	15	1:02.017	0.202	1.750	3.085	18.629	6
11	15	1:01.990	-0.027	1.723	4.207	19.969	64

12	15	1:02.221	0.231	1.954	5.520	21.921	64
13	15	1:01.964	-0.257	1.697	6.519	23.476	64
14	15	1:14.060	12.096	13.793	5.211	36.688	5
15	15	1:00.895	-13.165	0.628	4.774	34.184	65
16	15	1:00.532	-0.363	0.265	4.230	31.957	65
17	15	1:00.531	-0.001	0.264	1.937	24.862	65
18	15	1:00.508	-0.023	0.241	0.195	24.936	65
19	14	1:01.631	1.123	1.364	3.353	26.337	64
20	14	1:00.444	-1.187	0.177	2.586	25.929	65
21	14	1:00.550	0.106	0.283	1.984	26.146	65
22	14	1:00.274	-0.276	0.007	1.284	25.062	66
23	14	1:00.267	-0.007	0.000	0.403	25.082	66
24	14	1:00.664	0.397	0.397	0.091	25.146	65
25	14	1:01.014	0.350	0.747	0.137	25.911	65
26	13	1:00.872	-0.142	0.605	3.454	26.617	65
27	13	1:00.505	-0.367	0.238	3.070	26.897	65
28	13	1:00.455	-0.050	0.188	2.134	27.107	6
29	13	1:00.452	-0.003	0.185	1.319	27.589	65
30	13	1:00.377	-0.075	0.110	0.697	27.656	66

SENNA SEM STRESS

Karting @ CIRCUITO 1B (Portugal) • 2017 July 02

Length **1.1070 km** Pos **14** Best lap **1:00.861** Best Speed **65.48 km/h**



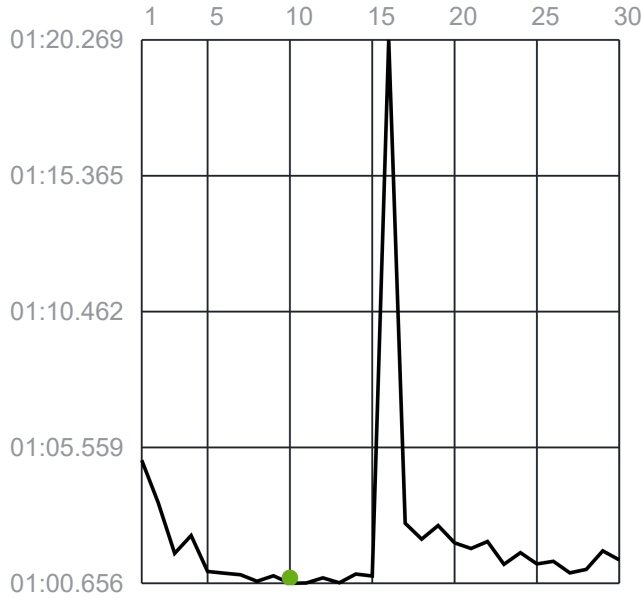
LapPos	Lap Time	Diff to Last Lap	Diff to Best Lap	Gap in Front	Diff to P1		
1	16	1:05.323	0.000	4.462	0.148	4.783	61
2	16	1:06.571	1.248	5.710	3.440	10.057	59
3	16	1:01.046	-5.525	0.185	2.379	10.323	65
4	16	1:00.861	-0.185	0.000	0.795	10.154	6
5	16	1:01.365	0.504	0.504	0.514	10.704	64
6	15	1:01.523	0.158	0.662	0.317	11.789	64
7	14	1:02.246	0.723	1.385	3.297	13.693	64
8	14	1:00.897	-1.349	0.036	3.465	14.335	65
9	14	1:01.092	0.195	0.231	3.630	15.035	65
10	14	1:00.878	-0.214	0.017	3.852	15.544	65
11	14	1:00.868	-0.010	0.007	4.053	15.762	65

12	14	1:00.908	0.040	0.047	3.547	16.401	6
13	14	1:00.965	0.057	0.104	3.421	16.957	65
14	14	1:15.368	14.403	14.507	4.322	31.477	52
15	14	1:01.332	-14.036	0.471	3.833	29.410	64
16	13	1:00.931	-0.401	0.070	2.418	27.582	65
17	13	1:01.124	0.193	0.263	2.002	21.080	65
18	13	1:01.179	0.055	0.318	2.102	21.825	6
19	13	1:01.389	0.210	0.528	2.381	22.984	64
20	13	1:01.211	-0.178	0.350	2.670	23.343	65
21	13	1:01.152	-0.059	0.291	2.728	24.162	65
22	13	1:00.974	-0.178	0.113	3.162	23.778	65
23	13	1:01.148	0.174	0.287	3.514	24.679	65
24	13	1:00.976	-0.172	0.115	3.675	25.055	65
25	13	1:00.968	-0.008	0.107	3.636	25.774	65
26	14	1:02.547	1.579	1.686	1.538	28.155	63
27	14	1:01.398	-1.149	0.537	2.431	29.328	64
28	14	1:01.056	-0.342	0.195	3.032	30.139	65
29	14	1:01.635	0.579	0.774	4.215	31.804	64
30	14	1:01.339	-0.296	0.478	5.177	32.833	6

OS KARTUGAS

Karting @ CIRCUITO 1B (Portugal) • 2017 July 02

Length **1.1070 km** Pos **15** Best lap **1:00.656** Best Speed **65.702 km/h**



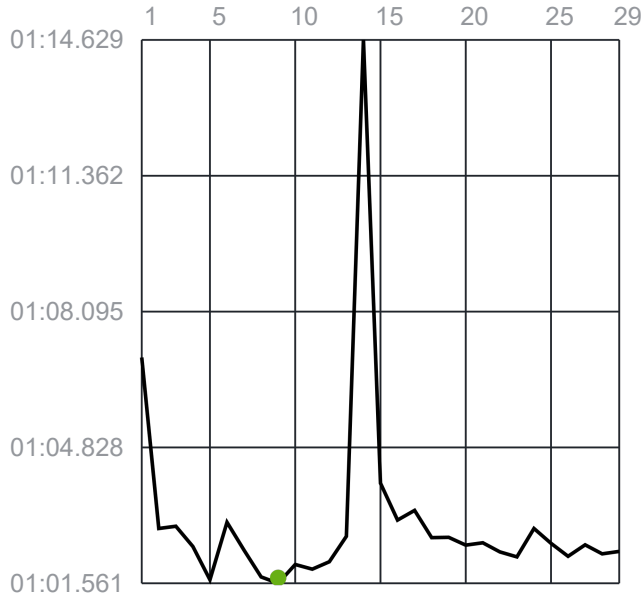
Lap	Pos	Lap Time	Diff to Last Lap	Diff to Best Lap	Gap in Front	Diff to P1	
1	13	1:05.098	0.000	4.442	0.140	4.349	61
2	15	1:03.565	-1.533	2.909	0.078	6.617	62
3	14	1:01.736	-1.829	1.080	0.120	7.573	64
4	14	1:02.380	0.644	1.724	0.112	8.923	63
5	13	1:01.083	-1.297	0.427	0.808	9.191	65
6	13	1:01.021	-0.062	0.365	1.088	9.774	65
7	13	1:00.964	-0.057	0.308	1.343	10.396	6
8	13	1:00.729	-0.235	0.073	1.087	10.870	65
9	13	1:00.927	0.198	0.271	1.219	11.405	65
10	13	1:00.656	-0.271	0.000	0.148	11.692	65
11	13	1:00.667	0.011	0.011	0.192	11.709	6

12	12	1:00.852	0.185	0.196	0.597	12.292	6
13	12	1:00.673	-0.179	0.017	0.631	12.556	65
14	11	1:00.989	0.316	0.333	0.798	12.697	65
15	8	1:00.919	-0.070	0.263	0.766	10.217	65
16	14	1:20.269	19.350	19.613	0.145	27.727	49
17	14	1:02.824	-17.445	2.168	1.845	22.925	63
18	14	1:02.250	-0.574	1.594	2.916	24.741	64
19	15	1:02.740	0.490	2.084	0.914	27.251	63
20	15	1:02.116	-0.624	1.460	2.586	28.515	64
21	15	1:01.912	-0.204	1.256	3.948	30.094	64
22	15	1:02.164	0.252	1.508	5.838	30.900	64
23	15	1:01.341	-0.823	0.685	6.912	31.994	64
24	15	1:01.761	0.420	1.105	8.009	33.155	64
25	15	1:01.355	-0.406	0.699	8.350	34.261	64
26	15	1:01.449	0.094	0.793	7.389	35.544	64
27	15	1:01.032	-0.417	0.376	7.023	36.351	65
28	15	1:01.158	0.126	0.502	7.125	37.264	65
29	15	1:01.826	0.668	1.170	7.316	39.120	64
30	15	1:01.501	-0.325	0.845	7.478	40.311	64

RACING ACES BY PALOCAR

Karting @ CIRCUITO 1B (Portugal) • 2017 July 02

Length **1.1070 km** Pos **16** Best lap **1:01.561** Best Speed **64.736 km/h**



LapPos	Lap	Lap Time	Diff to Last Lap	Diff to Best Lap	Gap in Front	Diff to P1	
1	12	1:06.992	0.000	5.431	0.102	4.209	59
2	11	1:02.879	-4.113	1.318	1.182	5.791	63
3	15	1:02.933	0.054	1.372	0.371	7.944	63
4	15	1:02.445	-0.488	0.884	0.436	9.359	63
5	15	1:01.646	-0.799	0.085	0.157	10.190	64
6	16	1:03.028	1.382	1.467	0.991	12.780	63
7	16	1:02.357	-0.671	0.796	0.755	14.795	63
8	16	1:01.714	-0.643	0.153	0.696	16.254	64
9	16	1:01.561	-0.153	0.000	0.442	17.423	64
10	16	1:02.013	0.452	0.452	0.438	19.067	64
11	16	1:01.901	-0.112	0.340	0.349	20.318	

12	16	1:02.079	0.178	0.518	0.207	22.128
13	16	1:02.691	0.612	1.130	0.934	24.410
14	16	1:14.629	11.938	13.068	1.503	38.191
15	16	1:03.968	-10.661	2.407	4.576	38.760
16	16	1:03.081	-0.887	1.520	7.125	39.082
17	16	1:03.314	0.233	1.753	9.908	34.770
18	16	1:02.659	-0.655	1.098	12.059	36.995
19	16	1:02.666	0.007	1.105	12.180	39.431
20	16	1:02.479	-0.187	0.918	12.543	41.058
21	16	1:02.535	0.056	0.974	13.166	43.260
22	16	1:02.316	-0.219	0.755	13.318	44.218
23	16	1:02.196	-0.120	0.635	14.173	46.167
24	16	1:02.879	0.683	1.318	15.291	48.446
25	16	1:02.522	-0.357	0.961	16.458	50.719
26	16	1:02.210	-0.312	0.649	17.219	52.763
27	16	1:02.486	0.276	0.925	18.673	55.024
28	16	1:02.269	-0.217	0.708	19.784	57.048
29	16	1:02.328	0.059	0.767	20.286	59.406