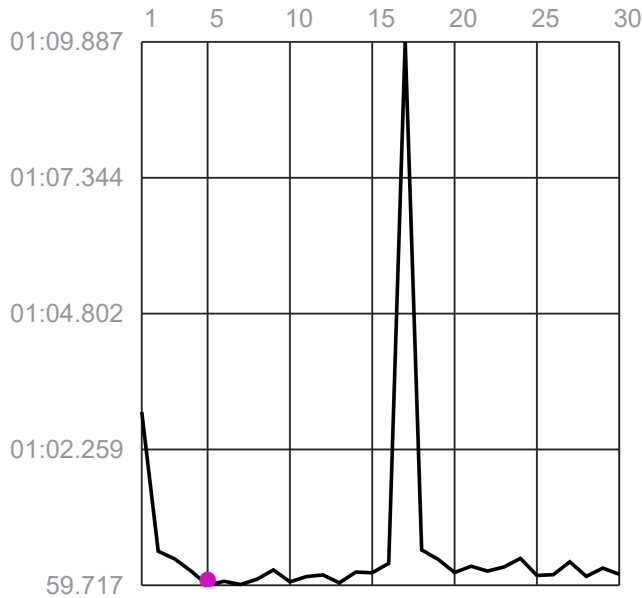


## CENTRO ÓPTICO DO RESTELO

Karting @ CIRCUITO 1B (Portugal) • 2017 April 02

Length **1.1070 km**      Pos **1**      Best lap **59.717**      Best Speed **66.735 km/h**



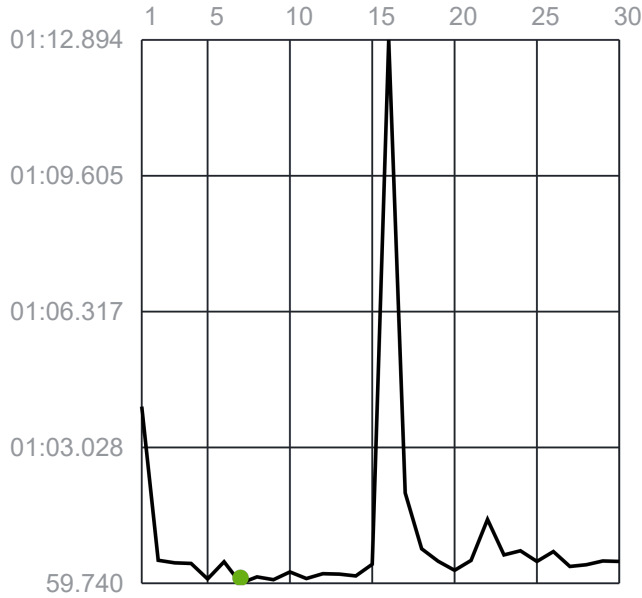
LapPos	Lap Time	Diff to Last Lap	Diff to Best Lap	Gap in Front	Diff to P1
1 3	1:02.961	0.000	3.244	0.478	0.621 63
2 2	1:00.355	-2.606	0.638	0.382	0.382 66
3 1	1:00.211	-0.144	0.494	0.000	0.000 66
4 1	59.982	-0.229	0.265	0.000	0.000 6
5 1	59.717	-0.265	0.000	0.000	0.000 66
6 1	59.792	0.075	0.075	0.000	0.000 66
7 1	59.732	-0.060	0.015	0.000	0.000 66
8 1	59.830	0.098	0.113	0.000	0.000 66
9 1	1:00.005	0.175	0.288	0.000	0.000 66
10 1	59.781	-0.224	0.064	0.000	0.000 66
11 1	59.880	0.099	0.163	0.000	0.000 66

12	1	59.911	0.031	0.194	0.000	0.000	66
13	1	59.763	-0.148	0.046	0.000	0.000	66
14	1	59.964	0.201	0.247	0.000	0.000	6
15	1	59.952	-0.012	0.235	0.000	0.000	66
16	1	1:00.127	0.175	0.410	0.000	0.000	6
17	1	1:09.887	9.760	10.170	0.000	0.000	57
18	1	1:00.380	-9.507	0.663	0.000	0.000	66
19	1	1:00.203	-0.177	0.486	0.000	0.000	66
20	1	59.956	-0.247	0.239	0.000	0.000	66
21	1	1:00.073	0.117	0.356	0.000	0.000	66
22	1	59.983	-0.090	0.266	0.000	0.000	66
23	1	1:00.060	0.077	0.343	0.000	0.000	66
24	1	1:00.221	0.161	0.504	0.000	0.000	66
25	1	59.901	-0.320	0.184	0.000	0.000	6
26	1	59.916	0.015	0.199	0.000	0.000	66
27	1	1:00.156	0.240	0.439	0.000	0.000	66
28	1	59.884	-0.272	0.167	0.000	0.000	66
29	1	1:00.038	0.154	0.321	0.000	0.000	66
30	1	59.924	-0.114	0.207	0.000	0.000	66

## EKT -IN DRAI

Karting @ CIRCUITO 1B (Portugal) • 2017 April 02

Length **1.1070 km**      Pos **2**      Best lap **59.740**      Best Speed **66.709 km/h**



Lap	Pos	Lap Time	Diff to Last Lap	Diff to Best Lap	Gap in Front	Diff to P1	
1	10	1:04.018	0.000	4.278	0.976	3.655	62
2	7	1:00.297	-3.721	0.557	0.121	3.358	66
3	6	1:00.235	-0.062	0.495	0.949	3.000	66
4	6	1:00.220	-0.015	0.480	0.713	3.238	66
5	6	59.844	-0.376	0.104	0.405	3.365	66
6	4	1:00.261	0.417	0.521	1.849	3.834	66
7	4	59.740	-0.521	0.000	1.463	3.842	66
8	4	59.895	0.155	0.155	1.307	3.907	66
9	4	59.827	-0.068	0.087	0.987	3.729	66
10	4	1:00.015	0.188	0.275	0.947	3.963	66
11	4	59.855	-0.160	0.115	0.549	3.938	66

12	3	59.972	0.117	0.232	0.093	3.999	66
13	2	59.962	-0.010	0.222	4.198	4.198	66
14	2	59.918	-0.044	0.178	4.152	4.152	66
15	2	1:00.201	0.283	0.461	4.401	4.401	66
16	3	1:12.894	12.693	13.154	11.278	17.168	54
17	4	1:01.929	-10.965	2.189	0.134	9.210	64
18	3	1:00.575	-1.354	0.835	0.788	9.405	6
19	3	1:00.274	-0.301	0.534	0.681	9.476	66
20	3	1:00.054	-0.220	0.314	0.363	9.574	6
21	3	1:00.293	0.239	0.553	0.211	9.794	66
22	3	1:01.286	0.993	1.546	0.223	11.097	65
23	3	1:00.427	-0.859	0.687	0.146	11.464	65
24	2	1:00.527	0.100	0.787	11.770	11.770	65
25	2	1:00.269	-0.258	0.529	12.138	12.138	66
26	2	1:00.508	0.239	0.768	12.730	12.730	65
27	2	1:00.148	-0.360	0.408	12.722	12.722	66
28	2	1:00.189	0.041	0.449	13.027	13.027	66
29	2	1:00.280	0.091	0.540	13.269	13.269	66
30	2	1:00.269	-0.011	0.529	13.614	13.614	66

## R'ACES

Karting @ CIRCUITO 1B (Portugal) • 2017 April 02

Length **1.1070 km**      Pos **3**      Best lap **1:00.039**      Best Speed **66.377 km/h**

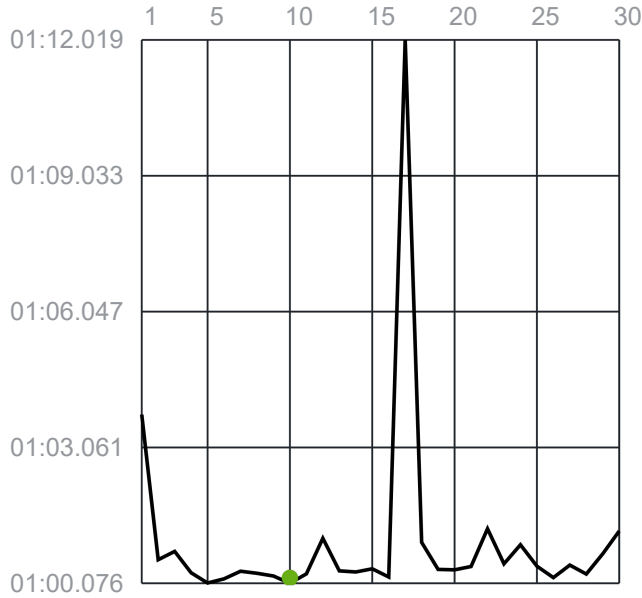
Lap	Pos	Lap Time	Diff to Last Lap	Diff to Best Lap	Gap in Front	Diff to P1	
1	6	1:03.757	0.000	3.718	0.094	1.911	62
2	5	1:00.734	-3.023	0.695	0.178	2.051	65
3	5	1:00.593	-0.141	0.554	0.240	2.051	6
4	5	1:00.456	-0.137	0.417	0.273	2.525	65
5	5	1:00.152	-0.304	0.113	0.123	2.960	66
6	6	1:00.909	0.757	0.870	0.106	4.077	65
7	6	1:00.344	-0.565	0.305	0.267	4.689	66
8	5	1:00.543	0.199	0.504	1.495	5.402	65
9	5	1:00.332	-0.211	0.293	2.000	5.729	66
10	5	1:00.164	-0.168	0.125	2.149	6.112	66
11	5	1:00.279	0.115	0.240	2.573	6.511	66
12	5	1:00.309	0.030	0.270	2.495	6.909	6
13	5	1:00.331	0.022	0.292	2.477	7.477	66
14	5	1:00.288	-0.043	0.249	2.440	7.801	66
15	5	1:10.683	10.395	10.644	12.729	18.532	56
16	5	1:01.436	-9.247	1.397	2.337	19.841	64
17	5	1:00.471	-0.965	0.432	1.215	10.425	65
18	5	1:00.378	-0.093	0.339	0.801	10.423	66
19	5	1:00.291	-0.087	0.252	0.309	10.511	66
20	4	1:00.776	0.485	0.737	1.757	11.331	65
21	4	1:00.684	-0.092	0.645	2.148	11.942	
22	4	1:00.420	-0.264	0.381	1.282	12.379	

23	4	1:00.467	0.047	0.428	1.322	12.786
24	4	1:00.215	-0.252	0.176	0.760	12.780
25	4	1:00.175	-0.040	0.136	0.483	13.054
26	4	1:00.039	-0.136	0.000	0.321	13.177
27	4	1:00.461	0.422	0.422	0.306	13.482
28	4	1:00.191	-0.270	0.152	0.218	13.789
29	4	1:00.704	0.513	0.665	0.197	14.455
30	3	1:00.593	-0.111	0.554	1.510	15.124

## BLG SPORT

Karting @ CIRCUITO 1B (Portugal) • 2017 April 02

Length **1.1070 km**      Pos **4**      Best lap **1:00.076**      Best Speed **66.336 km/h**



LapPos	Lap	Lap Time	Diff to Last Lap	Diff to Best Lap	Gap in Front	Diff to P1	
1	1	1:03.785	0.000	3.709	0.000	0.000	62
2	1	1:00.594	-3.191	0.518	0.000	0.000	65
3	2	1:00.777	0.183	0.701	0.184	0.184	65
4	2	1:00.307	-0.470	0.231	0.509	0.509	66
5	2	1:00.082	-0.225	0.006	0.874	0.874	66
6	2	1:00.174	0.092	0.098	1.256	1.256	66
7	2	1:00.341	0.167	0.265	1.865	1.865	66
8	2	1:00.296	-0.045	0.220	2.331	2.331	66
9	2	1:00.236	-0.060	0.160	2.562	2.562	6
10	2	1:00.076	-0.160	0.000	2.857	2.857	66
11	2	1:00.283	0.207	0.207	3.260	3.260	66

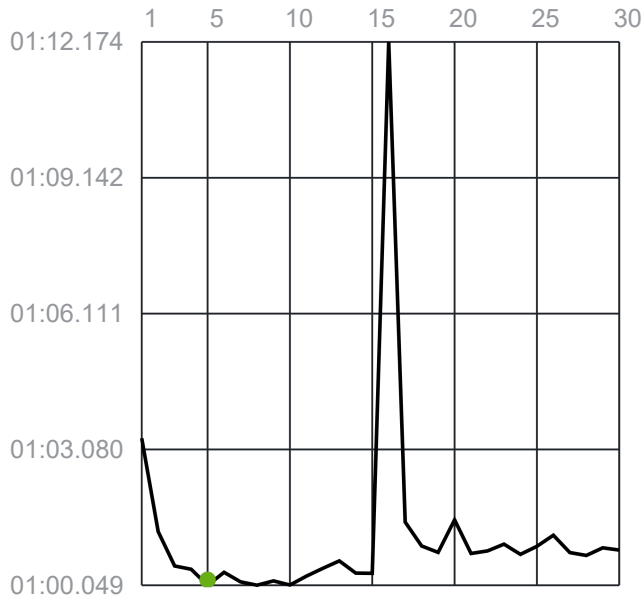
12	4	1:01.065	0.782	0.989	0.415	4.414	65
13	4	1:00.349	-0.716	0.273	0.264	5.000	66
14	4	1:00.325	-0.024	0.249	0.268	5.361	66
15	4	1:00.394	0.069	0.318	0.346	5.803	65
16	2	1:00.214	-0.180	0.138	5.890	5.890	66
17	2	1:12.019	11.805	11.943	8.022	8.022	55
18	2	1:00.975	-11.044	0.899	8.617	8.617	65
19	2	1:00.381	-0.594	0.305	8.795	8.795	66
20	2	1:00.372	-0.009	0.296	9.211	9.211	66
21	2	1:00.445	0.073	0.369	9.583	9.583	65
22	2	1:01.274	0.829	1.198	10.874	10.874	65
23	2	1:00.504	-0.770	0.428	11.318	11.318	65
24	3	1:00.923	0.419	0.847	0.250	12.020	65
25	3	1:00.452	-0.471	0.376	0.433	12.571	65
26	3	1:00.201	-0.251	0.125	0.126	12.856	66
27	3	1:00.476	0.275	0.400	0.454	13.176	65
28	3	1:00.279	-0.197	0.203	0.544	13.571	66
29	3	1:00.725	0.446	0.649	0.989	14.258	65
30	4	1:01.225	0.500	1.149	0.435	15.559	65



## RACING ACES BY PALOCAR

Karting @ CIRCUITO 1B (Portugal) • 2017 April 02

Length **1.1070 km**      Pos **5**      Best lap **1:00.049**      Best Speed **66.366 km/h**



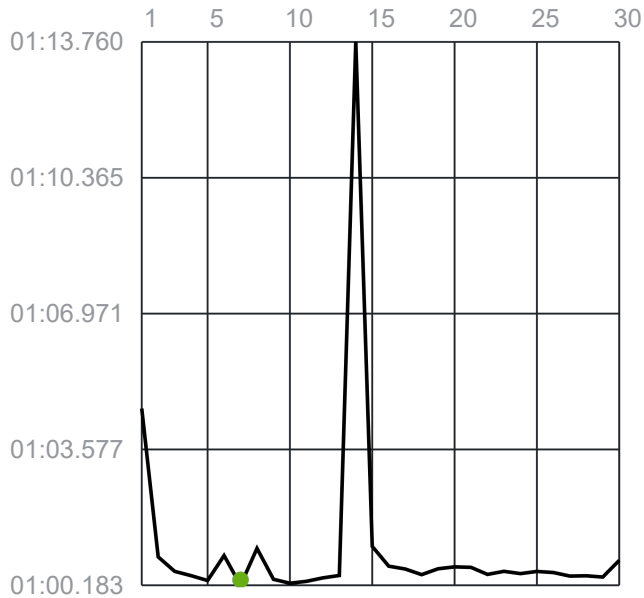
LapPos		Lap Time	Diff to Last Lap	Diff to Best Lap	Gap in Front	Diff to P1	
1	2	1:03.329	0.000	3.280	0.143	0.143	62
2	3	1:01.245	-2.084	1.196	0.412	0.794	6
3	3	1:00.480	-0.765	0.431	0.497	0.681	65
4	3	1:00.407	-0.073	0.358	0.597	1.106	65
5	3	1:00.049	-0.358	0.000	0.564	1.438	66
6	3	1:00.339	0.290	0.290	0.729	1.985	66
7	3	1:00.126	-0.213	0.077	0.514	2.379	66
8	3	1:00.051	-0.075	0.002	0.269	2.600	66
9	3	1:00.147	0.096	0.098	0.180	2.742	66
10	3	1:00.055	-0.092	0.006	0.159	3.016	66
11	3	1:00.253	0.198	0.204	0.129	3.389	

12	2	1:00.428	0.175	0.379	3.906	3.906
13	3	1:00.593	0.165	0.544	0.538	4.736
14	3	1:00.321	-0.272	0.272	0.941	5.093
15	3	1:00.316	-0.005	0.267	1.056	5.457
16	4	1:12.174	11.858	12.125	0.336	17.504
17	3	1:01.459	-10.715	1.410	1.054	9.076
18	4	1:00.926	-0.533	0.877	0.217	9.622
19	4	1:00.783	-0.143	0.734	0.726	10.202
20	5	1:01.510	0.727	1.461	0.425	11.756
21	5	1:00.759	-0.751	0.710	0.500	12.442
22	5	1:00.816	0.057	0.767	0.896	13.275
23	5	1:00.967	0.151	0.918	1.396	14.182
24	5	1:00.739	-0.228	0.690	1.920	14.700
25	5	1:00.919	0.180	0.870	2.664	15.718
26	5	1:01.166	0.247	1.117	3.791	16.968
27	5	1:00.779	-0.387	0.730	4.109	17.591
28	5	1:00.715	-0.064	0.666	4.633	18.422
29	5	1:00.885	0.170	0.836	4.814	19.269
30	5	1:00.835	-0.050	0.786	4.621	20.180

## INDOOR PÓDIO IMEDIATO

Karting @ CIRCUITO 1B (Portugal) • 2017 April 02

Length **1.1070 km**      Pos **6**      Best lap **1:00.183**      Best Speed **66.218 km/h**



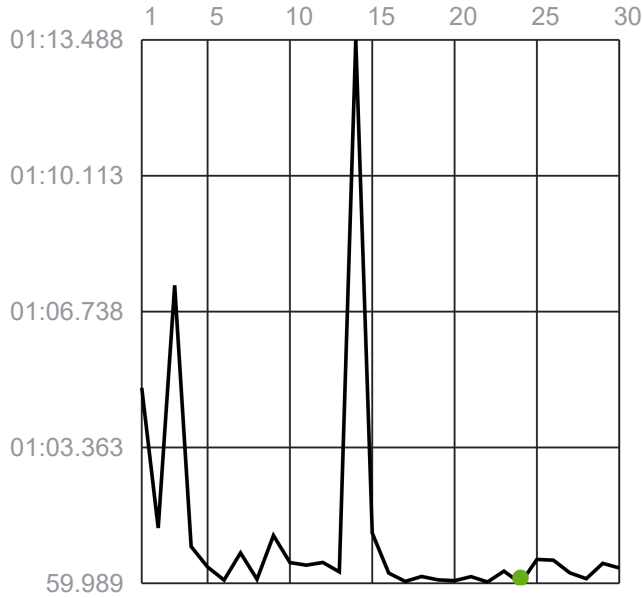
Lap	Pos	Lap Time	Diff to Last Lap	Diff to Best Lap	Gap in Front	Diff to P1	
1	4	1:04.600	0.000	4.417	0.954	1.575	6
2	4	1:00.892	-3.708	0.709	1.079	1.873	65
3	4	1:00.531	-0.361	0.348	1.130	1.811	65
4	4	1:00.423	-0.108	0.240	1.146	2.252	65
5	4	1:00.302	-0.121	0.119	1.399	2.837	66
6	5	1:00.926	0.624	0.743	0.137	3.971	6
7	5	1:00.183	-0.743	0.000	0.580	4.422	66
8	6	1:01.105	0.922	0.922	0.295	5.697	65
9	6	1:00.333	-0.772	0.150	0.296	6.025	66
10	6	1:00.234	-0.099	0.051	0.366	6.478	66
11	6	1:00.282	0.048	0.099	0.369	6.880	

12	6	1:00.368	0.086	0.185	0.428	7.337
13	6	1:00.428	0.060	0.245	0.525	8.002
14	8	1:13.760	13.332	13.577	1.683	21.798
15	7	1:01.155	-12.605	0.972	1.476	23.001
16	6	1:00.661	-0.494	0.478	3.694	23.535
17	6	1:00.590	-0.071	0.407	3.813	14.238
18	6	1:00.449	-0.141	0.266	3.884	14.307
19	6	1:00.596	0.147	0.413	4.189	14.700
20	6	1:00.643	0.047	0.460	3.631	15.387
21	6	1:00.631	-0.012	0.448	3.503	15.945
22	6	1:00.455	-0.176	0.272	3.142	16.417
23	6	1:00.532	0.077	0.349	2.707	16.889
24	6	1:00.475	-0.057	0.292	2.443	17.143
25	6	1:00.529	0.054	0.346	2.053	17.771
26	6	1:00.502	-0.027	0.319	1.389	18.357
27	6	1:00.413	-0.089	0.230	1.023	18.614
28	6	1:00.420	0.007	0.237	0.728	19.150
29	6	1:00.389	-0.031	0.206	0.232	19.501
30	6	1:00.805	0.416	0.622	0.202	20.382

## NOVA RACING TEAM

Karting @ CIRCUITO 1B (Portugal) • 2017 April 02

Length **1.1070 km**      Pos **7**      Best lap **59.989**      Best Speed **66.432 km/h**



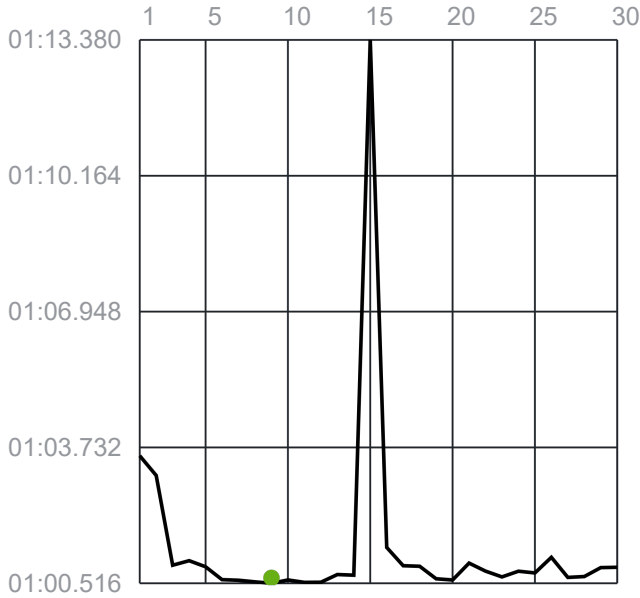
LapPos	Lap Time	Diff to Last Lap	Diff to Best Lap	Gap in Front	Diff to P1		
1	13	1:04.846	0.000	4.857	0.246	5.439	61
2	12	1:01.362	-3.484	1.373	0.067	6.207	64
3	16	1:07.392	6.030	7.403	2.744	13.006	59
4	16	1:00.902	-6.490	0.913	2.946	13.926	65
5	16	1:00.393	-0.509	0.404	2.408	14.602	65
6	16	1:00.069	-0.324	0.080	0.964	14.879	66
7	15	1:00.744	0.675	0.755	0.972	15.891	65
8	15	1:00.088	-0.656	0.099	0.197	16.149	66
9	14	1:01.177	1.089	1.188	0.056	17.321	65
10	12	1:00.504	-0.673	0.515	0.904	18.044	65
11	11	1:00.439	-0.065	0.450	0.211	18.603	65

12	10	1:00.507	0.068	0.518	0.430	19.199	65
13	9	1:00.273	-0.234	0.284	1.251	19.709	66
14	12	1:13.488	13.215	13.499	7.558	33.233	54
15	10	1:01.236	-12.252	1.247	7.103	34.517	65
16	8	1:00.243	-0.993	0.254	5.981	34.633	66
17	8	1:00.036	-0.207	0.047	5.085	24.782	6
18	8	1:00.158	0.122	0.169	4.324	24.560	66
19	8	1:00.074	-0.084	0.085	3.775	24.431	66
20	8	1:00.054	-0.020	0.065	3.235	24.529	6
21	8	1:00.154	0.100	0.165	2.395	24.610	6
22	8	1:00.022	-0.132	0.033	1.613	24.649	66
23	8	1:00.291	0.269	0.302	1.237	24.880	66
24	8	59.989	-0.302	0.000	0.424	24.648	66
25	8	1:00.582	0.593	0.593	0.245	25.329	65
26	7	1:00.563	-0.019	0.574	7.619	25.976	65
27	7	1:00.248	-0.315	0.259	7.454	26.068	66
28	7	1:00.103	-0.145	0.114	7.137	26.287	66
29	7	1:00.484	0.381	0.495	7.232	26.733	65
30	7	1:00.370	-0.114	0.381	6.797	27.179	66

## FIT CARCAVELOS

Karting @ CIRCUITO 1B (Portugal) • 2017 April 02

Length **1.1070 km**      Pos **8**      Best lap **1:00.516**      Best Speed **65.854 km/h**



Lap	Pos	Lap Time	Diff to Last Lap	Diff to Best Lap	Gap in Front	Diff to P1	
1	8	1:03.535	0.000	3.019	0.187	2.199	62
2	9	1:03.068	-0.467	2.552	0.535	4.673	63
3	9	1:00.944	-2.124	0.428	0.198	5.024	65
4	8	1:01.051	0.107	0.535	0.546	6.093	65
5	8	1:00.907	-0.144	0.391	0.054	7.283	65
6	7	1:00.602	-0.305	0.086	4.016	8.093	6
7	7	1:00.588	-0.014	0.072	4.260	8.949	65
8	7	1:00.550	-0.038	0.034	3.972	9.669	65
9	7	1:00.516	-0.034	0.000	4.155	10.180	65
10	7	1:00.595	0.079	0.079	4.516	10.994	65
11	7	1:00.538	-0.057	0.022	4.772	11.652	6

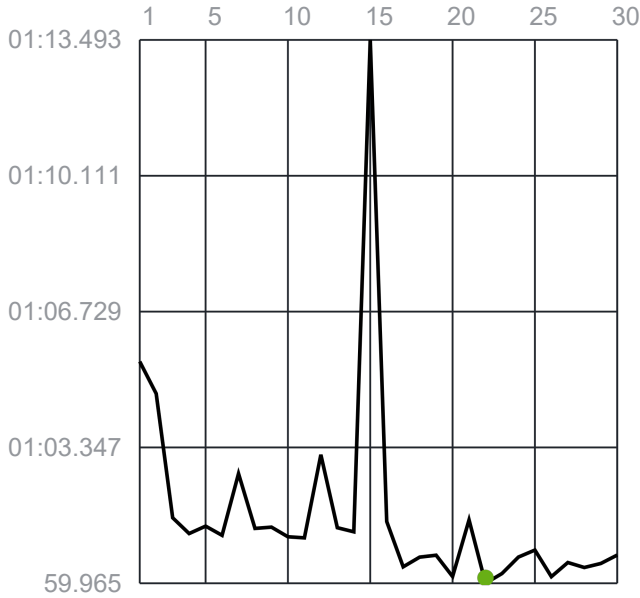
12	7	1:00.541	0.003	0.025	4.945	12.282	65
13	7	1:00.723	0.182	0.207	5.240	13.242	65
14	6	1:00.708	-0.015	0.192	6.185	13.986	65
15	9	1:13.380	12.672	12.864	2.709	27.414	54
16	7	1:01.365	-12.015	0.849	5.117	28.652	64
17	7	1:00.932	-0.433	0.416	5.459	19.697	65
18	7	1:00.919	-0.013	0.403	5.929	20.236	65
19	7	1:00.623	-0.296	0.107	5.956	20.656	65
20	7	1:00.594	-0.029	0.078	5.907	21.294	65
21	7	1:00.994	0.400	0.478	6.270	22.215	65
22	7	1:00.804	-0.190	0.288	6.619	23.036	65
23	7	1:00.667	-0.137	0.151	6.754	23.643	6
24	7	1:00.802	0.135	0.286	7.081	24.224	65
25	7	1:00.761	-0.041	0.245	7.313	25.084	65
26	8	1:01.131	0.370	0.615	0.323	26.299	65
27	8	1:00.655	-0.476	0.139	0.730	26.798	65
28	8	1:00.676	0.021	0.160	1.303	27.590	6
29	8	1:00.887	0.211	0.371	1.706	28.439	65
30	8	1:00.895	0.008	0.379	2.231	29.410	65



## FRIENDS KART TEAM

Karting @ CIRCUITO 1B (Portugal) • 2017 April 02

Length **1.1070 km**      Pos **9**      Best lap **59.965**      Best Speed **66.459 km/h**



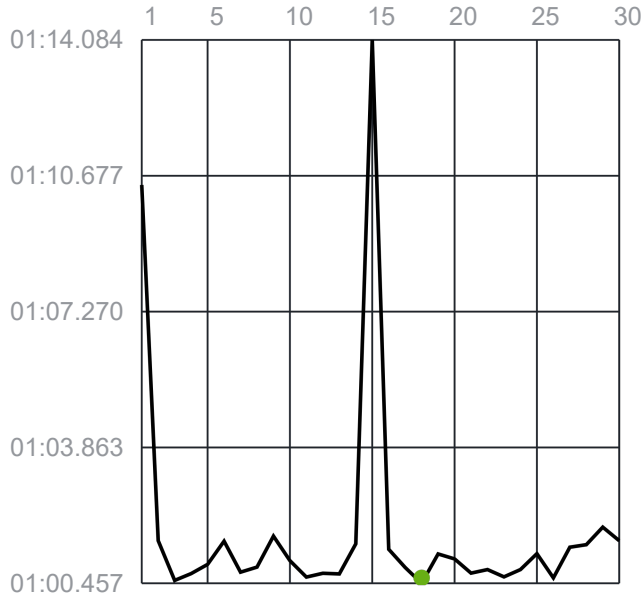
Lap	Pos	Lap Time	Diff to Last Lap	Diff to Best Lap	Gap in Front	Diff to P1	
1	5	1:05.485	0.000	5.520	0.242	1.817	60
2	10	1:04.686	-0.799	4.721	1.236	5.909	61
3	10	1:01.596	-3.090	1.631	1.888	6.912	64
4	10	1:01.203	-0.393	1.238	1.743	8.133	65
5	10	1:01.388	0.185	1.423	2.015	9.804	64
6	10	1:01.159	-0.229	1.194	1.625	11.171	65
7	12	1:02.695	1.536	2.730	0.348	14.134	63
8	12	1:01.331	-1.364	1.366	0.784	15.635	64
9	12	1:01.363	0.032	1.398	1.554	16.993	64
10	13	1:01.123	-0.240	1.158	0.291	18.335	
11	13	1:01.096	-0.027	1.131	0.612	19.551	

12	15	1:03.166	2.070	3.201	0.923	22.806
13	15	1:01.349	-1.817	1.384	1.410	24.392
14	11	1:01.247	-0.102	1.282	2.903	25.675
15	12	1:13.493	12.246	13.528	2.312	39.216
16	12	1:01.503	-11.990	1.538	2.505	40.592
17	12	1:00.375	-1.128	0.410	0.820	31.080
18	12	1:00.616	0.241	0.651	0.303	31.316
19	11	1:00.664	0.048	0.699	1.647	31.777
20	10	1:00.133	-0.531	0.168	0.722	31.954
21	10	1:01.543	1.410	1.578	1.553	33.424
22	10	59.965	-1.578	0.000	0.717	33.406
23	10	1:00.208	0.243	0.243	0.307	33.554
24	10	1:00.618	0.410	0.653	0.124	33.951
25	9	1:00.792	0.174	0.827	9.513	34.842
26	9	1:00.130	-0.662	0.165	8.757	35.056
27	9	1:00.482	0.352	0.517	8.584	35.382
28	9	1:00.358	-0.124	0.393	8.266	35.856
29	9	1:00.458	0.100	0.493	7.837	36.276
30	9	1:00.668	0.210	0.703	7.610	37.020

## SENNA SEM STRESS

Karting @ CIRCUITO 1B (Portugal) • 2017 April 02

Length **1.1070 km**      Pos **10**      Best lap **1:00.457**      Best Speed **65.918 km/h**



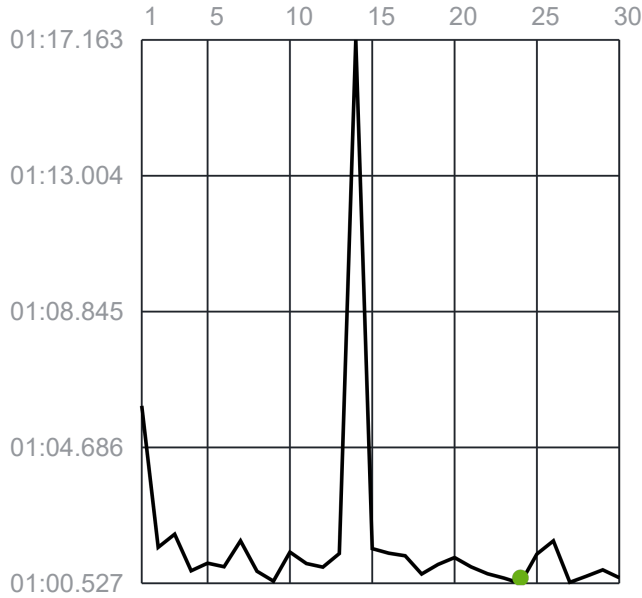
LapPos	Lap Time	Diff to Last Lap	Diff to Best Lap	Gap in Front	Diff to P1		
1	16	1:10.447	0.000	9.990	3.245	9.394	5
2	16	1:01.526	-8.921	1.069	2.616	10.326	64
3	15	1:00.529	-0.997	0.072	1.108	10.262	6
4	15	1:00.700	0.171	0.243	0.500	10.980	65
5	15	1:00.931	0.231	0.474	0.231	12.194	65
6	15	1:01.513	0.582	1.056	0.006	13.915	64
7	14	1:00.736	-0.777	0.279	0.611	14.919	65
8	14	1:00.863	0.127	0.406	0.105	15.952	65
9	15	1:01.640	0.777	1.183	0.266	17.587	64
10	14	1:01.025	-0.615	0.568	0.496	18.831	65
11	14	1:00.613	-0.412	0.156	0.013	19.564	65

12	12	1:00.708	0.095	0.251	0.858	20.361	65
13	12	1:00.692	-0.016	0.235	0.112	21.290	65
14	10	1:01.446	0.754	0.989	0.517	22.772	64
15	11	1:14.084	12.638	13.627	2.387	36.904	53
16	11	1:01.310	-12.774	0.853	0.243	38.087	65
17	10	1:00.853	-0.457	0.396	1.907	29.053	65
18	10	1:00.457	-0.396	0.000	0.951	29.130	65
19	9	1:01.193	0.736	0.736	5.689	30.120	65
20	9	1:01.068	-0.125	0.611	6.703	31.232	65
21	9	1:00.712	-0.356	0.255	7.261	31.871	65
22	9	1:00.801	0.089	0.344	8.040	32.689	65
23	9	1:00.618	-0.183	0.161	8.367	33.247	65
24	9	1:00.801	0.183	0.344	9.179	33.827	65
25	10	1:01.200	0.399	0.743	0.284	35.126	65
26	10	1:00.593	-0.607	0.136	0.747	35.803	6
27	10	1:01.362	0.769	0.905	1.627	37.009	64
28	10	1:01.425	0.063	0.968	2.694	38.550	64
29	10	1:01.865	0.440	1.408	4.101	40.377	64
30	10	1:01.525	-0.340	1.068	4.958	41.978	64

## TF RACERS

Karting @ CIRCUITO 1B (Portugal) • 2017 April 02

Length **1.1070 km**      Pos **11**      Best lap **1:00.527**      Best Speed **65.842 km/h**



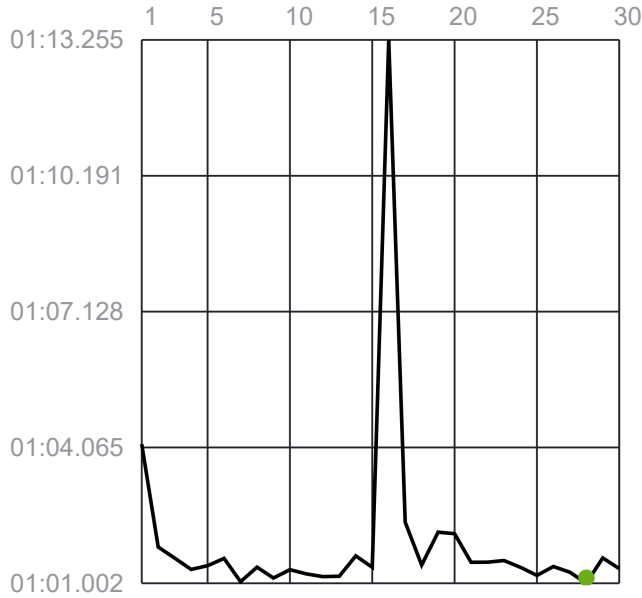
Lap	Pos	Lap Time	Diff to Last Lap	Diff to Best Lap	Gap in Front	Diff to P1	
1	14	1:05.960	0.000	5.433	0.185	5.624	60
2	14	1:01.628	-4.332	1.101	0.133	6.658	64
3	13	1:02.030	0.402	1.503	0.204	8.095	64
4	12	1:00.910	-1.120	0.383	0.331	9.023	65
5	12	1:01.143	0.233	0.616	0.308	10.449	65
6	12	1:01.034	-0.109	0.507	0.207	11.691	65
7	11	1:01.827	0.793	1.300	0.978	13.786	64
8	11	1:00.895	-0.932	0.368	1.115	14.851	65
9	11	1:00.593	-0.302	0.066	0.269	15.439	6
10	11	1:01.482	0.889	0.955	0.097	17.140	64
11	10	1:01.132	-0.350	0.605	0.718	18.392	6

12	11	1:01.022	-0.110	0.495	0.304	19.503	65
13	11	1:01.438	0.416	0.911	0.132	21.178	64
14	14	1:17.163	15.725	16.636	1.088	38.377	51
15	14	1:01.589	-15.574	1.062	0.494	40.014	64
16	14	1:01.449	-0.140	0.922	0.236	41.336	64
17	14	1:01.369	-0.080	0.842	0.590	32.818	64
18	14	1:00.811	-0.558	0.284	0.214	33.249	65
19	13	1:01.105	0.294	0.578	1.684	34.151	65
20	13	1:01.315	0.210	0.788	1.998	35.510	64
21	13	1:01.030	-0.285	0.503	1.624	36.467	65
22	13	1:00.819	-0.211	0.292	1.154	37.303	65
23	13	1:00.686	-0.133	0.159	0.922	37.929	65
24	13	1:00.527	-0.159	0.000	0.179	38.235	65
25	12	1:01.423	0.896	0.896	0.689	39.757	64
26	12	1:01.826	0.403	1.299	1.135	41.667	64
27	12	1:00.557	-1.269	0.030	0.440	42.068	65
28	12	1:00.743	0.186	0.216	0.181	42.927	65
29	11	1:00.938	0.195	0.411	3.450	43.827	65
30	11	1:00.698	-0.240	0.171	2.623	44.601	65

## KARTERS TEAM

Karting @ CIRCUITO 1B (Portugal) • 2017 April 02

Length **1.1070 km**      Pos **12**      Best lap **1:01.002**      Best Speed **65.329 km/h**



LapPos	Lap	Lap Time	Diff to Last Lap	Diff to Best Lap	Gap in Front	Diff to P1	
1	7	1:04.139	0.000	3.137	0.101	2.012	62
2	6	1:01.819	-2.320	0.817	1.186	3.237	64
3	7	1:01.570	-0.249	0.568	1.214	4.214	64
4	7	1:01.315	-0.255	0.313	2.309	5.547	64
5	7	1:01.399	0.084	0.397	3.864	7.229	64
6	8	1:01.563	0.164	0.561	0.907	9.000	64
7	8	1:01.038	-0.525	0.036	1.357	10.306	6
8	8	1:01.365	0.327	0.363	2.172	11.841	64
9	8	1:01.121	-0.244	0.119	2.777	12.957	65
10	8	1:01.309	0.188	0.307	3.491	14.485	65
11	8	1:01.214	-0.095	0.212	4.167	15.819	

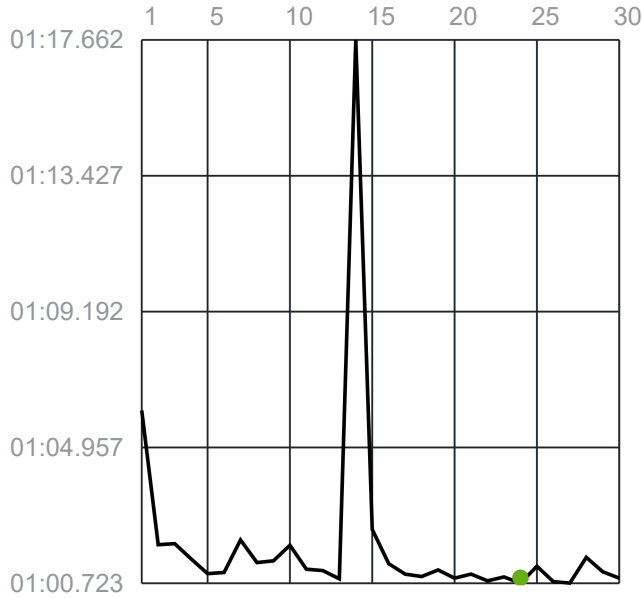
12	8	1:01.152	-0.062	0.150	4.778	17.060
13	8	1:01.161	0.009	0.159	5.216	18.458
14	7	1:01.621	0.460	0.619	6.129	20.115
15	6	1:01.362	-0.259	0.360	2.993	21.525
16	9	1:13.255	11.893	12.253	0.020	34.653
17	9	1:02.380	-10.875	1.378	2.364	27.146
18	9	1:01.413	-0.967	0.411	3.619	28.179
19	10	1:02.154	0.741	1.152	0.010	30.130
20	11	1:02.121	-0.033	1.119	0.341	32.295
21	11	1:01.476	-0.645	0.474	0.274	33.698
22	11	1:01.478	0.002	0.476	1.787	35.193
23	11	1:01.515	0.037	0.513	3.094	36.648
24	11	1:01.362	-0.153	0.360	3.838	37.789
25	11	1:01.180	-0.182	0.178	3.942	39.068
26	11	1:01.380	0.200	0.378	4.729	40.532
27	11	1:01.252	-0.128	0.250	4.619	41.628
28	11	1:01.002	-0.250	0.000	4.196	42.746
29	12	1:01.574	0.572	0.572	0.455	44.282
30	12	1:01.333	-0.241	0.331	1.090	45.691



## TEAM M M

Karting @ CIRCUITO 1B (Portugal) • 2017 April 02

Length **1.1070 km**      Pos **13**      Best lap **1:00.723**      Best Speed **65.629 km/h**



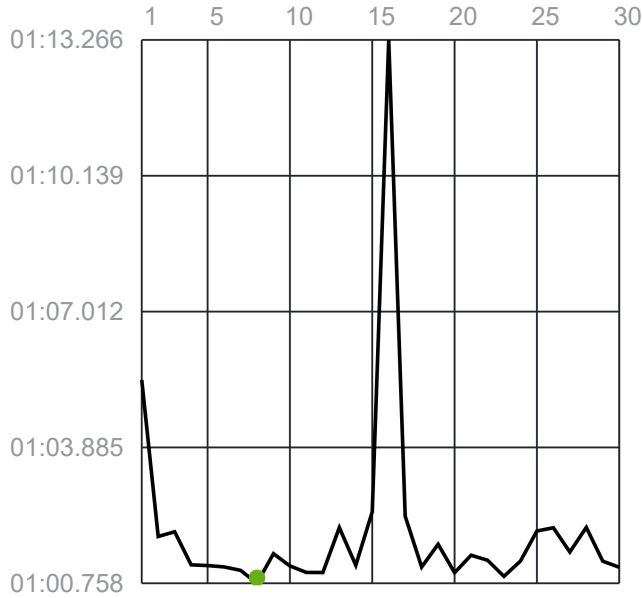
Lap	Pos	Lap Time	Diff to Last Lap	Diff to Best Lap	Gap in Front	Diff to P1	
1	12	1:06.111	0.000	5.388	0.295	5.193	6
2	13	1:01.926	-4.185	1.203	0.318	6.525	64
3	12	1:01.959	0.033	1.236	0.400	7.891	6
4	13	1:01.482	-0.477	0.759	0.368	9.391	64
5	13	1:01.024	-0.458	0.301	0.249	10.698	65
6	13	1:01.060	0.036	0.337	0.275	11.966	65
7	13	1:02.074	1.014	1.351	0.174	14.308	64
8	13	1:01.369	-0.705	0.646	0.212	15.847	64
9	13	1:01.423	0.054	0.700	0.272	17.265	64
10	15	1:01.909	0.486	1.186	0.562	19.393	64
11	15	1:01.162	-0.747	0.439	1.111	20.675	

12	14	1:01.119	-0.043	0.396	0.821	21.883
13	14	1:00.862	-0.257	0.139	0.124	22.982
14	15	1:17.662	16.800	16.939	2.303	40.680
15	15	1:02.401	-15.261	1.678	3.115	43.129
16	15	1:01.334	-1.067	0.611	3.000	44.336
17	15	1:01.008	-0.326	0.285	2.639	35.457
18	15	1:00.934	-0.074	0.211	2.762	36.011
19	15	1:01.139	0.205	0.416	2.481	36.947
20	15	1:00.883	-0.256	0.160	1.695	37.874
21	15	1:01.009	0.126	0.286	1.396	38.810
22	15	1:00.799	-0.210	0.076	1.134	39.626
23	15	1:00.921	0.122	0.198	1.052	40.487
24	15	1:00.723	-0.198	0.000	0.337	40.989
25	14	1:01.254	0.531	0.531	2.225	42.342
26	14	1:00.774	-0.480	0.051	0.963	43.200
27	14	1:00.729	-0.045	0.006	0.214	43.773
28	13	1:01.531	0.802	0.808	2.493	45.420
29	13	1:01.082	-0.449	0.359	2.182	46.464
30	13	1:00.883	-0.199	0.160	1.732	47.423

## RACING TEAM

Karting @ CIRCUITO 1B (Portugal) • 2017 April 02

Length **1.1070 km**      Pos **14**      Best lap **1:00.758**      Best Speed **65.591 km/h**



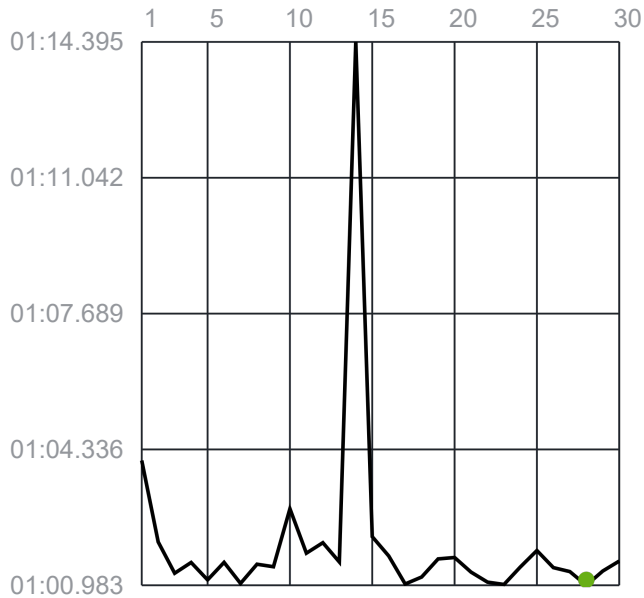
LapPos	Lap Time	Diff to Last Lap	Diff to Best Lap	Gap in Front	Diff to P1		
1	11	1:05.439	0.000	4.681	1.243	4.898	60
2	11	1:01.836	-3.603	1.078	0.231	6.140	64
3	11	1:01.944	0.108	1.186	0.579	7.491	64
4	11	1:01.183	-0.761	0.425	0.559	8.692	65
5	11	1:01.166	-0.017	0.408	0.337	10.141	65
6	11	1:01.135	-0.031	0.377	0.313	11.484	65
7	10	1:01.056	-0.079	0.298	1.965	12.808	65
8	10	1:00.758	-0.298	0.000	1.220	13.736	65
9	10	1:01.439	0.681	0.681	1.218	15.170	64
10	9	1:01.157	-0.282	0.399	2.061	16.546	65
11	9	1:01.008	-0.149	0.250	1.855	17.674	65

12	9	1:01.006	-0.002	0.248	1.709	18.769	65
13	10	1:02.040	1.034	1.282	1.337	21.046	64
14	9	1:01.173	-0.867	0.415	0.457	22.255	65
15	8	1:02.402	1.229	1.644	1.704	24.705	63
16	10	1:13.266	10.864	12.508	3.191	37.844	54
17	11	1:02.303	-10.963	1.545	1.207	30.260	63
18	11	1:01.133	-1.170	0.375	1.883	31.013	65
19	12	1:01.657	0.524	0.899	0.690	32.467	64
20	12	1:01.001	-0.656	0.243	1.217	33.512	6
21	12	1:01.404	0.403	0.646	1.145	34.843	64
22	12	1:01.289	-0.115	0.531	0.956	36.149	65
23	12	1:00.918	-0.371	0.160	0.359	37.007	65
24	12	1:01.270	0.352	0.512	0.267	38.056	65
25	13	1:01.962	0.692	1.204	0.360	40.117	64
26	13	1:02.036	0.074	1.278	0.570	42.237	6
27	13	1:01.478	-0.558	0.720	1.491	43.559	64
28	14	1:02.044	0.566	1.286	0.299	45.719	64
29	14	1:01.267	-0.777	0.509	0.484	46.948	65
30	14	1:01.127	-0.140	0.369	0.728	48.151	65

## FIT 4 YOU

Karting @ CIRCUITO 1B (Portugal) • 2017 April 02

Length **1.1070 km**      Pos **15**      Best lap **1:00.983**      Best Speed **65.349 km/h**



LapPos	Lap Time	Diff to Last Lap	Diff to Best Lap	Gap in Front	Diff to P1		
1	9	1:04.063	0.000	3.080	0.480	2.679	62
2	8	1:02.053	-2.010	1.070	0.780	4.138	64
3	8	1:01.281	-0.772	0.298	0.612	4.826	65
4	9	1:01.546	0.265	0.563	0.297	6.390	64
5	9	1:01.116	-0.430	0.133	0.506	7.789	65
6	9	1:01.549	0.433	0.566	0.546	9.546	64
7	9	1:01.029	-0.520	0.046	0.537	10.843	
8	9	1:01.503	0.474	0.520	0.675	12.516	64
9	9	1:01.441	-0.062	0.458	0.995	13.952	64
10	10	1:02.872	1.431	1.889	0.497	17.043	63
11	12	1:01.776	-1.096	0.793	0.336	18.939	6

12	13	1:02.034	0.258	1.051	0.701	21.062	64
13	13	1:01.559	-0.475	0.576	1.568	22.858	64
14	13	1:14.395	12.836	13.412	4.056	37.289	53
15	13	1:02.183	-12.212	1.200	0.304	39.520	64
16	13	1:01.707	-0.476	0.724	0.508	41.100	64
17	13	1:01.015	-0.692	0.032	1.148	32.228	65
18	13	1:01.187	0.172	0.204	1.719	33.035	65
19	14	1:01.634	0.447	0.651	0.315	34.466	64
20	14	1:01.669	0.035	0.686	0.669	36.179	64
21	14	1:01.308	-0.361	0.325	0.947	37.414	65
22	14	1:01.061	-0.247	0.078	1.189	38.492	65
23	14	1:01.003	-0.058	0.020	1.506	39.435	65
24	14	1:01.438	0.435	0.455	2.417	40.652	64
25	15	1:01.841	0.403	0.858	0.250	42.592	64
26	15	1:01.419	-0.422	0.436	0.895	44.095	64
27	15	1:01.321	-0.098	0.338	1.487	45.260	64
28	15	1:00.983	-0.338	0.000	0.640	46.359	65
29	15	1:01.335	0.352	0.352	0.708	47.656	64
30	15	1:01.581	0.246	0.598	1.162	49.313	64

## LT KARTING TEAM

Karting @ CIRCUITO 1B (Portugal) • 2017 April 02

Length **1.1070 km**      Pos **16**      Best lap **1:01.200**      Best Speed **65.118 km/h**



LapPos	Lap Time	Diff to Last Lap	Diff to Best Lap	Gap in Front	Diff to P1		
1	15	1:07.676	0.000	6.476	0.525	6.149	58
2	15	1:02.155	-5.521	0.955	1.052	7.710	64
3	14	1:02.037	-0.118	0.837	1.059	9.154	64
4	14	1:01.308	-0.729	0.108	1.089	10.480	65
5	14	1:01.200	-0.108	0.000	1.265	11.963	65
6	14	1:01.738	0.538	0.538	1.943	13.909	6
7	16	1:01.891	0.153	0.691	0.177	16.068	64
8	16	1:01.810	-0.081	0.610	1.899	18.048	64
9	16	1:01.698	-0.112	0.498	2.154	19.741	64
10	16	1:01.807	0.109	0.607	2.374	21.767	64
11	16	1:01.795	-0.012	0.595	3.007	23.682	64

12	16	1:01.370	-0.425	0.170	2.335	25.141	64
13	16	1:01.926	0.556	0.726	2.912	27.304	64
14	16	1:14.699	12.773	13.499	1.359	42.039	5
15	16	1:02.290	-12.409	1.090	1.248	44.377	63
16	16	1:01.605	-0.685	0.405	1.519	45.855	6
17	16	1:01.777	0.172	0.577	2.288	37.745	64
18	16	1:01.746	-0.031	0.546	3.100	39.111	64
19	16	1:10.906	9.160	9.706	12.867	49.814	56
20	16	1:01.944	-8.962	0.744	13.928	51.802	64
21	16	1:02.019	0.075	0.819	14.938	53.748	64
22	16	1:01.974	-0.045	0.774	16.113	55.739	64
23	16	1:01.932	-0.042	0.732	17.124	57.611	64
24	16	1:01.985	0.053	0.785	18.386	59.375	64
25	16	1:02.171	0.186	0.971	19.053	1:01.645	64
26	16	1:01.679	-0.492	0.479	19.313	1:03.408	64
27	16	1:01.999	0.320	0.799	19.991	1:05.251	64
28	16	1:02.373	0.374	1.173	21.381	1:07.740	63
29	16	1:01.856	-0.517	0.656	21.902	1:09.558	64