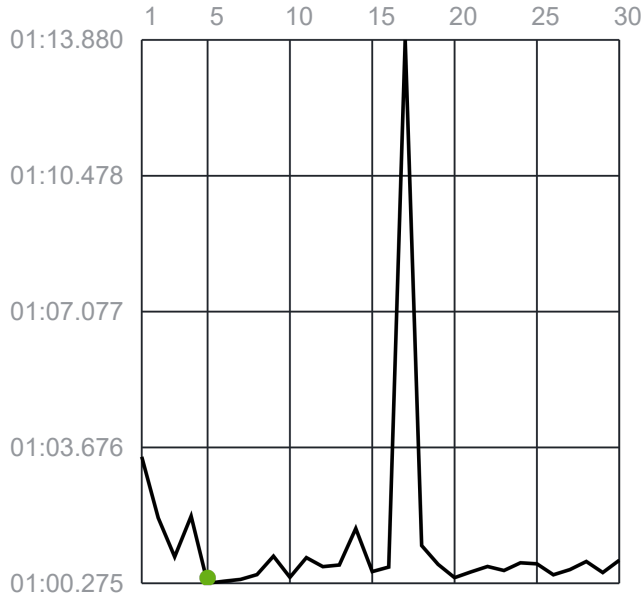


PAINT IN TIME

Karting @ CIRCUITO 1B (Portugal) • 2017 April 02

Length **1.1070 km** Pos **1** Best lap **1:00.275** Best Speed **66.117 km/h**



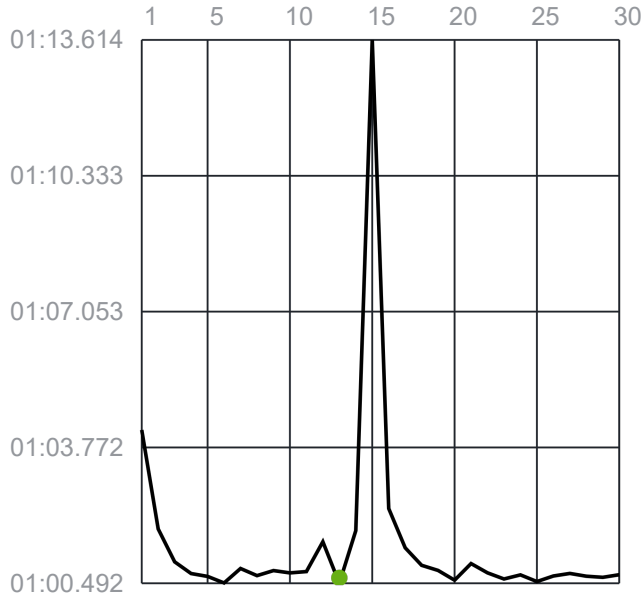
LapPos	Lap	Lap Time	Diff to Last Lap	Diff to Best Lap	Gap in Front	Diff to P1	
1	7	1:03.442	0.000	3.167	0.224	1.436	62
2	7	1:01.914	-1.528	1.639	0.093	2.360	64
3	7	1:00.938	-0.976	0.663	0.195	2.315	65
4	5	1:01.956	1.018	1.681	0.662	3.543	64
5	5	1:00.275	-1.681	0.000	0.447	2.520	66
6	5	1:00.327	0.052	0.052	0.268	2.144	6
7	5	1:00.372	0.045	0.097	0.155	1.680	66
8	5	1:00.492	0.120	0.217	0.116	1.343	6
9	5	1:00.954	0.462	0.679	0.166	1.372	6
10	5	1:00.424	-0.530	0.149	0.204	1.033	65
11	4	1:00.917	0.493	0.642	0.597	1.136	6

12	3	1:00.692	-0.225	0.417	0.066	0.589	65
13	3	1:00.733	0.041	0.458	0.307	0.548	65
14	2	1:01.647	0.914	1.372	0.191	0.191	64
15	1	1:00.568	-1.079	0.293	0.000	0.000	65
16	1	1:00.681	0.113	0.406	0.000	0.000	65
17	1	1:13.880	13.199	13.605	0.000	0.000	53
18	1	1:01.220	-12.660	0.945	0.000	0.000	65
19	1	1:00.748	-0.472	0.473	0.000	0.000	65
20	1	1:00.416	-0.332	0.141	0.000	0.000	65
21	1	1:00.561	0.145	0.286	0.000	0.000	65
22	1	1:00.696	0.135	0.421	0.000	0.000	65
23	1	1:00.595	-0.101	0.320	0.000	0.000	65
24	1	1:00.788	0.193	0.513	0.000	0.000	65
25	1	1:00.762	-0.026	0.487	0.000	0.000	65
26	1	1:00.488	-0.274	0.213	0.000	0.000	65
27	1	1:00.617	0.129	0.342	0.000	0.000	65
28	1	1:00.821	0.204	0.546	0.000	0.000	65
29	1	1:00.544	-0.277	0.269	0.000	0.000	65
30	1	1:00.851	0.307	0.576	0.000	0.000	65

KOTAS TEAM

Karting @ CIRCUITO 1B (Portugal) • 2017 April 02

Length **1.1070 km** Pos **2** Best lap **1:00.492** Best Speed **65.88 km/h**



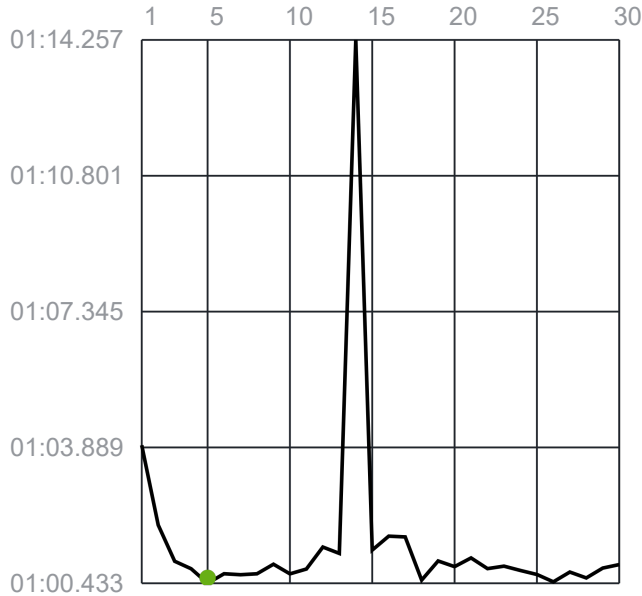
LapPos	Lap Time	Diff to Last Lap	Diff to Best Lap	Gap in Front	Diff to P1		
1	3	1:04.195	0.000	3.703	0.150	0.594	6
2	3	1:01.804	-2.391	1.312	0.338	1.408	64
3	2	1:01.010	-0.794	0.518	1.435	1.435	6
4	2	1:00.727	-0.283	0.235	1.434	1.434	65
5	2	1:00.658	-0.069	0.166	0.794	0.794	65
6	2	1:00.500	-0.158	0.008	0.591	0.591	65
7	2	1:00.849	0.349	0.357	0.604	0.604	65
8	2	1:00.677	-0.172	0.185	0.452	0.452	65
9	2	1:00.799	0.122	0.307	0.326	0.326	65
10	2	1:00.743	-0.056	0.251	0.306	0.306	65
11	2	1:00.775	0.032	0.283	0.267	0.267	65

12	2	1:01.495	0.720	1.003	0.523	0.523	64
13	2	1:00.492	-1.003	0.000	0.241	0.241	6
14	1	1:01.763	1.271	1.271	0.000	0.000	64
15	6	1:13.614	11.851	13.122	8.026	12.855	54
16	5	1:02.297	-11.317	1.805	0.489	14.471	63
17	3	1:01.349	-0.948	0.857	0.312	1.940	64
18	3	1:00.926	-0.423	0.434	0.358	1.646	6
19	3	1:00.802	-0.124	0.310	0.303	1.700	65
20	2	1:00.567	-0.235	0.075	1.851	1.851	65
21	2	1:00.968	0.401	0.476	2.258	2.258	65
22	2	1:00.744	-0.224	0.252	2.306	2.306	65
23	2	1:00.596	-0.148	0.104	2.307	2.307	65
24	2	1:00.695	0.099	0.203	2.214	2.214	65
25	2	1:00.534	-0.161	0.042	1.986	1.986	65
26	2	1:00.668	0.134	0.176	2.166	2.166	65
27	2	1:00.730	0.062	0.238	2.279	2.279	65
28	2	1:00.663	-0.067	0.171	2.121	2.121	65
29	2	1:00.636	-0.027	0.144	2.213	2.213	65
30	2	1:00.699	0.063	0.207	2.061	2.061	65

AVL KMED

Karting @ CIRCUITO 1B (Portugal) • 2017 April 02

Length **1.1070 km** Pos **3** Best lap **1:00.433** Best Speed **65.944 km/h**



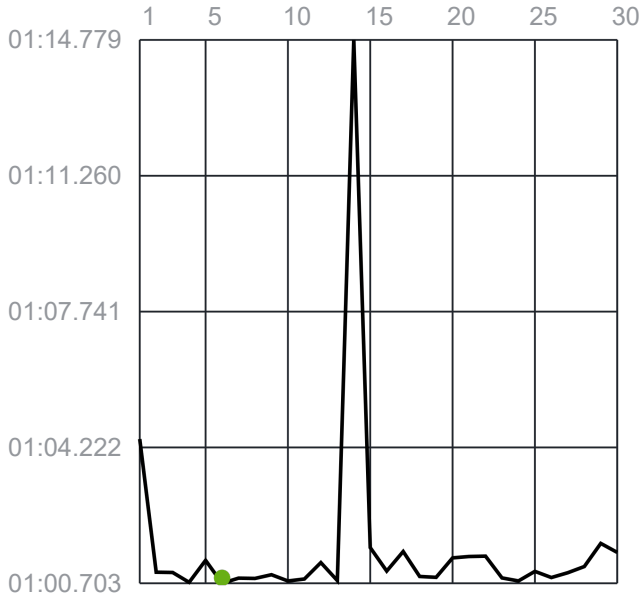
LapPos	Lap Time	Diff to Last Lap	Diff to Best Lap	Gap in Front	Diff to P1		
1	4	1:03.945	0.000	3.512	0.279	0.873	62
2	4	1:01.916	-2.029	1.483	0.391	1.799	64
3	4	1:00.994	-0.922	0.561	0.183	1.810	65
4	3	1:00.803	-0.191	0.370	0.451	1.885	65
5	3	1:00.433	-0.370	0.000	0.226	1.020	65
6	3	1:00.676	0.243	0.243	0.402	0.993	6
7	3	1:00.651	-0.025	0.218	0.204	0.808	65
8	3	1:00.675	0.024	0.242	0.202	0.654	65
9	3	1:00.918	0.243	0.485	0.321	0.647	65
10	3	1:00.673	-0.245	0.240	0.251	0.557	65
11	3	1:00.796	0.123	0.363	0.272	0.539	

12	4	1:01.355	0.559	0.922	0.066	0.655
13	4	1:01.193	-0.162	0.760	0.526	1.074
14	10	1:14.257	13.064	13.824	0.552	13.327
15	8	1:01.278	-12.979	0.845	0.203	13.846
16	6	1:01.632	0.354	1.199	0.326	14.797
17	4	1:01.613	-0.019	1.180	0.590	2.530
18	4	1:00.514	-1.099	0.081	0.178	1.824
19	4	1:01.001	0.487	0.568	0.377	2.077
20	4	1:00.857	-0.144	0.424	0.176	2.518
21	3	1:01.078	0.221	0.645	0.777	3.035
22	3	1:00.806	-0.272	0.373	0.839	3.145
23	3	1:00.869	0.063	0.436	1.112	3.419
24	3	1:00.759	-0.110	0.326	1.176	3.390
25	3	1:00.657	-0.102	0.224	1.299	3.285
26	3	1:00.470	-0.187	0.037	1.101	3.267
27	3	1:00.719	0.249	0.286	1.090	3.369
28	3	1:00.569	-0.150	0.136	0.996	3.117
29	3	1:00.820	0.251	0.387	1.180	3.393
30	3	1:00.909	0.089	0.476	1.390	3.451

RATM

Karting @ CIRCUITO 1B (Portugal) • 2017 April 02

Length **1.1070 km** Pos **4** Best lap **1:00.703** Best Speed **65.651 km/h**



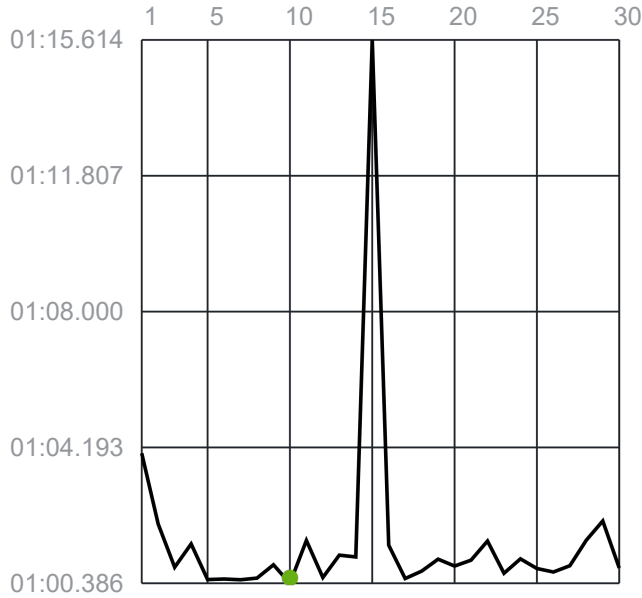
Lap	Pos	Lap Time	Diff to Last Lap	Diff to Best Lap	Gap in Front	Diff to P1	
1	1	1:04.440	0.000	3.737	0.000	0.000	61
2	1	1:00.990	-3.450	0.287	0.000	0.000	65
3	1	1:00.983	-0.007	0.280	0.000	0.000	65
4	1	1:00.728	-0.255	0.025	0.000	0.000	65
5	1	1:01.298	0.570	0.595	0.000	0.000	65
6	1	1:00.703	-0.595	0.000	0.000	0.000	65
7	1	1:00.836	0.133	0.133	0.000	0.000	65
8	1	1:00.829	-0.007	0.126	0.000	0.000	65
9	1	1:00.925	0.096	0.222	0.000	0.000	65
10	1	1:00.763	-0.162	0.060	0.000	0.000	65
11	1	1:00.814	0.051	0.111	0.000	0.000	65

12	1	1:01.239	0.425	0.536	0.000	0.000	65
13	1	1:00.774	-0.465	0.071	0.000	0.000	65
14	9	1:14.779	14.005	14.076	5.183	12.775	53
15	7	1:01.627	-13.152	0.924	0.788	13.643	64
16	4	1:01.020	-0.607	0.317	8.708	13.982	6
17	2	1:01.526	0.506	0.823	1.628	1.628	64
18	2	1:00.880	-0.646	0.177	1.288	1.288	6
19	2	1:00.857	-0.023	0.154	1.397	1.397	65
20	3	1:01.361	0.504	0.658	0.491	2.342	64
21	4	1:01.397	0.036	0.694	0.143	3.178	64
22	4	1:01.406	0.009	0.703	0.743	3.888	64
23	4	1:00.842	-0.564	0.139	0.716	4.135	65
24	4	1:00.764	-0.078	0.061	0.721	4.111	65
25	4	1:01.012	0.248	0.309	1.076	4.361	65
26	4	1:00.852	-0.160	0.149	1.458	4.725	6
27	4	1:00.977	0.125	0.274	1.716	5.085	65
28	4	1:01.137	0.160	0.434	2.284	5.401	65
29	4	1:01.736	0.599	1.033	3.200	6.593	64
30	4	1:01.503	-0.233	0.800	3.794	7.245	64

CLUBE OGMA 1

Karting @ CIRCUITO 1B (Portugal) • 2017 April 02

Length **1.1070 km** Pos **5** Best lap **1:00.386** Best Speed **65.995 km/h**



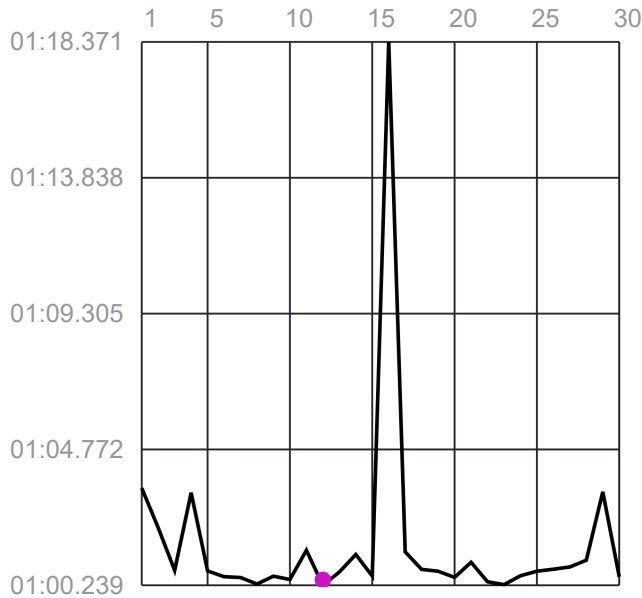
LapPos	Lap Time	Diff to Last Lap	Diff to Best Lap	Gap in Front	Diff to P1		
1	6	1:04.029	0.000	3.643	0.208	1.212	62
2	6	1:02.045	-1.984	1.659	0.095	2.267	64
3	6	1:00.836	-1.209	0.450	0.194	2.120	65
4	4	1:01.489	0.653	1.103	0.996	2.881	64
5	4	1:00.490	-0.999	0.104	1.053	2.073	65
6	4	1:00.506	0.016	0.120	0.883	1.876	65
7	4	1:00.485	-0.021	0.099	0.717	1.525	65
8	4	1:00.531	0.046	0.145	0.573	1.227	65
9	4	1:00.904	0.373	0.518	0.559	1.206	65
10	4	1:00.386	-0.518	0.000	0.272	0.829	65
11	5	1:01.586	1.200	1.200	0.465	1.601	6

12	5	1:00.548	-1.038	0.162	0.255	0.910	65
13	5	1:01.175	0.627	0.789	0.237	1.311	65
14	3	1:01.124	-0.051	0.738	0.240	0.431	65
15	9	1:15.614	14.490	15.228	1.440	15.286	52
16	7	1:01.453	-14.161	1.067	1.261	16.058	6
17	5	1:00.519	-0.934	0.133	0.167	2.697	6
18	5	1:00.727	0.208	0.341	0.380	2.204	65
19	5	1:01.062	0.335	0.676	0.441	2.518	65
20	5	1:00.869	-0.193	0.483	0.453	2.971	65
21	5	1:01.034	0.165	0.648	0.266	3.444	65
22	5	1:01.570	0.536	1.184	0.430	4.318	64
23	5	1:00.667	-0.903	0.281	0.255	4.390	6
24	5	1:01.071	0.404	0.685	0.562	4.673	65
25	5	1:00.800	-0.271	0.414	0.350	4.711	65
26	5	1:00.702	-0.098	0.316	0.200	4.925	65
27	5	1:00.878	0.176	0.492	0.101	5.186	65
28	6	1:01.594	0.716	1.208	0.217	5.959	64
29	5	1:02.133	0.539	1.747	0.955	7.548	6
30	5	1:00.815	-1.318	0.429	0.267	7.512	6

ESCUDERIA CASTELO BRANCO

Karting @ CIRCUITO 1B (Portugal) • 2017 April 02

Length **1.1070 km** Pos **6** Best lap **1:00.239** Best Speed **66.156 km/h**



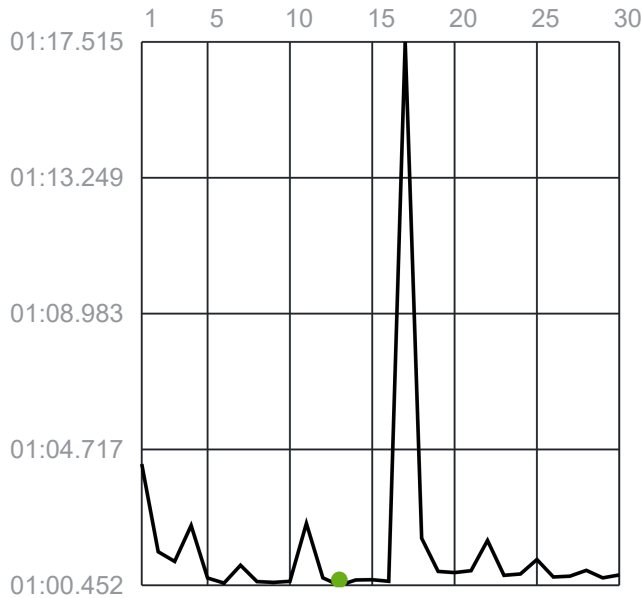
Lap	Pos	Lap Time	Diff to Last Lap	Diff to Best Lap	Gap in Front	Diff to P1	
1	5	1:03.483	0.000	3.244	0.131	1.004	62
2	5	1:02.158	-1.325	1.919	0.373	2.172	64
3	5	1:00.737	-1.421	0.498	0.116	1.926	65
4	8	1:03.328	2.591	3.089	0.182	4.526	6
5	8	1:00.718	-2.610	0.479	0.220	3.946	65
6	8	1:00.526	-0.192	0.287	0.225	3.769	65
7	7	1:00.498	-0.028	0.259	1.035	3.431	65
8	7	1:00.281	-0.217	0.042	0.766	2.883	6
9	7	1:00.543	0.262	0.304	0.904	2.501	65
10	7	1:00.431	-0.112	0.192	0.807	2.169	65
11	6	1:01.407	0.976	1.168	1.161	2.762	

12	6	1:00.239	-1.168	0.000	0.852	1.762
13	6	1:00.680	0.441	0.441	0.357	1.668
14	4	1:01.266	0.586	1.027	0.499	0.930
15	2	1:00.548	-0.718	0.309	0.719	0.719
16	8	1:18.371	17.823	18.132	2.351	18.409
17	8	1:01.354	-17.017	1.115	0.204	5.883
18	7	1:00.769	-0.585	0.530	0.320	5.432
19	6	1:00.708	-0.061	0.469	2.874	5.392
20	6	1:00.503	-0.205	0.264	2.508	5.479
21	6	1:01.007	0.504	0.768	2.481	5.925
22	6	1:00.357	-0.650	0.118	1.268	5.586
23	6	1:00.260	-0.097	0.021	0.861	5.251
24	6	1:00.556	0.296	0.317	0.346	5.019
25	6	1:00.709	0.153	0.470	0.255	4.966
26	6	1:00.775	0.066	0.536	0.328	5.253
27	6	1:00.851	0.076	0.612	0.301	5.487
28	5	1:01.076	0.225	0.837	0.341	5.742
29	6	1:03.357	2.281	3.118	1.007	8.555
30	6	1:00.526	-2.831	0.287	0.718	8.230

LIGHT SPEED

Karting @ CIRCUITO 1B (Portugal) • 2017 April 02

Length **1.1070 km** Pos **7** Best lap **1:00.452** Best Speed **65.923 km/h**



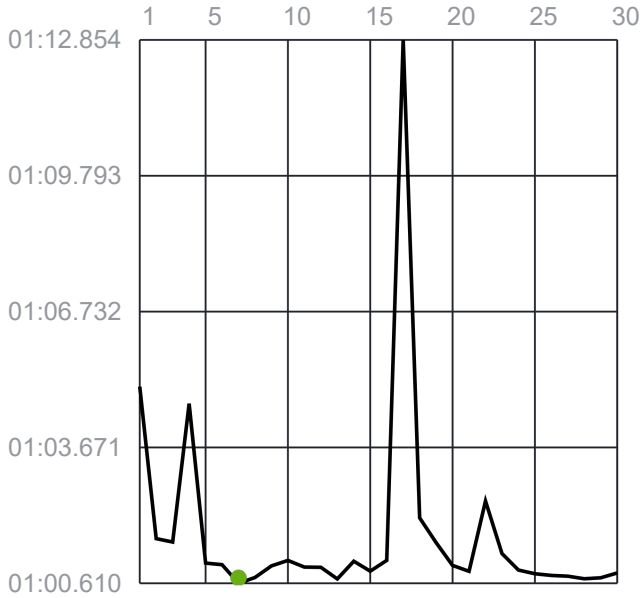
LapPos	Lap	Lap Time	Diff to Last Lap	Diff to Best Lap	Gap in Front	Diff to P1	
1	8	1:04.260	0.000	3.808	0.574	2.010	62
2	8	1:01.505	-2.755	1.053	0.165	2.525	64
3	8	1:01.201	-0.304	0.749	0.428	2.743	65
4	7	1:02.329	1.128	1.877	0.510	4.344	63
5	7	1:00.680	-1.649	0.228	0.603	3.726	65
6	7	1:00.521	-0.159	0.069	0.644	3.544	65
7	8	1:01.081	0.560	0.629	0.358	3.789	65
8	8	1:00.568	-0.513	0.116	0.645	3.528	65
9	8	1:00.544	-0.024	0.092	0.646	3.147	65
10	8	1:00.576	0.032	0.124	0.791	2.960	65
11	8	1:02.394	1.818	1.942	0.534	4.540	

12	8	1:00.685	-1.709	0.233	0.684	3.986
13	8	1:00.452	-0.233	0.000	0.698	3.664
14	6	1:00.619	0.167	0.167	0.781	2.279
15	4	1:00.627	0.008	0.175	0.753	2.147
16	2	1:00.578	-0.049	0.126	2.044	2.044
17	7	1:17.515	16.937	17.063	1.431	5.679
18	8	1:01.929	-15.586	1.477	0.956	6.388
19	8	1:00.888	-1.041	0.436	0.638	6.528
20	8	1:00.851	-0.037	0.399	0.477	6.963
21	8	1:00.910	0.059	0.458	0.507	7.312
22	7	1:01.859	0.949	1.407	2.889	8.475
23	7	1:00.765	-1.094	0.313	3.394	8.645
24	7	1:00.807	0.042	0.355	3.645	8.664
25	7	1:01.261	0.454	0.809	4.197	9.163
26	7	1:00.713	-0.548	0.261	4.135	9.388
27	7	1:00.738	0.025	0.286	4.022	9.509
28	7	1:00.921	0.183	0.469	3.650	9.609
29	7	1:00.685	-0.236	0.233	1.195	9.750
30	7	1:00.777	0.092	0.325	1.446	9.676

PG KART

Karting @ CIRCUITO 1B (Portugal) • 2017 April 02

Length **1.1070 km** Pos **8** Best lap **1:00.610** Best Speed **65.752 km/h**



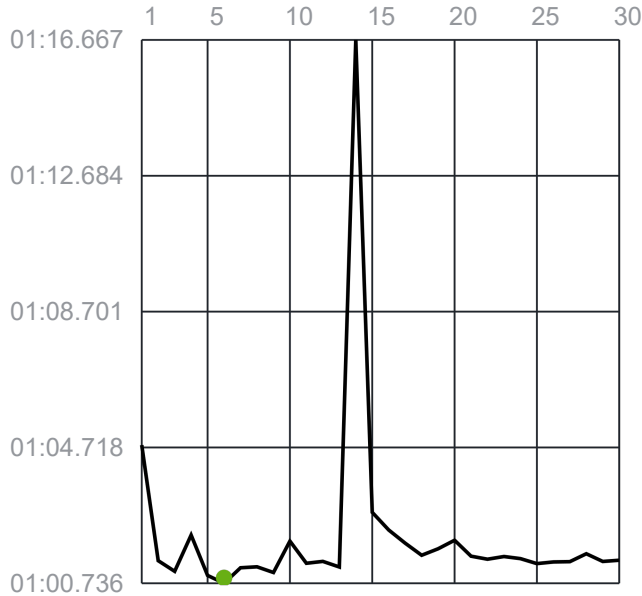
LapPos	Lap	Lap Time	Diff to Last Lap	Diff to Best Lap	Gap in Front	Diff to P1	
1	2	1:05.042	0.000	4.432	0.444	0.444	61
2	2	1:01.616	-3.426	1.006	1.070	1.070	64
3	3	1:01.540	-0.076	0.930	0.192	1.627	64
4	10	1:04.659	3.119	4.049	0.793	5.558	61
5	10	1:01.065	-3.594	0.455	0.892	5.325	65
6	10	1:01.029	-0.036	0.419	1.185	5.651	
7	10	1:00.610	-0.419	0.000	0.604	5.425	65
8	10	1:00.741	0.131	0.131	0.126	5.337	6
9	10	1:01.002	0.261	0.392	0.076	5.414	65
10	9	1:01.125	0.123	0.515	2.816	5.776	65
11	9	1:00.975	-0.150	0.365	1.397	5.937	65

12	9	1:00.970	-0.005	0.360	1.682	5.668	65
13	9	1:00.708	-0.262	0.098	1.938	5.602	65
14	7	1:01.107	0.399	0.497	2.426	4.705	65
15	5	1:00.883	-0.224	0.273	2.682	4.829	65
16	3	1:01.126	0.243	0.516	3.230	5.274	65
17	6	1:12.854	11.728	12.244	1.551	4.248	54
18	6	1:02.084	-10.770	1.474	2.908	5.112	6
19	7	1:01.526	-0.558	0.916	0.498	5.890	64
20	7	1:01.012	-0.514	0.402	1.007	6.486	65
21	7	1:00.880	-0.132	0.270	0.880	6.805	6
22	8	1:02.464	1.584	1.854	0.098	8.573	
23	8	1:01.280	-1.184	0.670	0.613	9.258	65
24	8	1:00.908	-0.372	0.298	0.714	9.378	6
25	8	1:00.825	-0.083	0.215	0.278	9.441	65
26	8	1:00.787	-0.038	0.177	0.352	9.740	6
27	8	1:00.770	-0.017	0.160	0.384	9.893	65
28	8	1:00.712	-0.058	0.102	0.175	9.784	65
29	8	1:00.734	0.022	0.124	0.224	9.974	65
30	8	1:00.843	0.109	0.233	0.290	9.966	

CLUBE OGMA 2

Karting @ CIRCUITO 1B (Portugal) • 2017 April 02

Length **1.1070 km** Pos **9** Best lap **1:00.736** Best Speed **65.615 km/h**



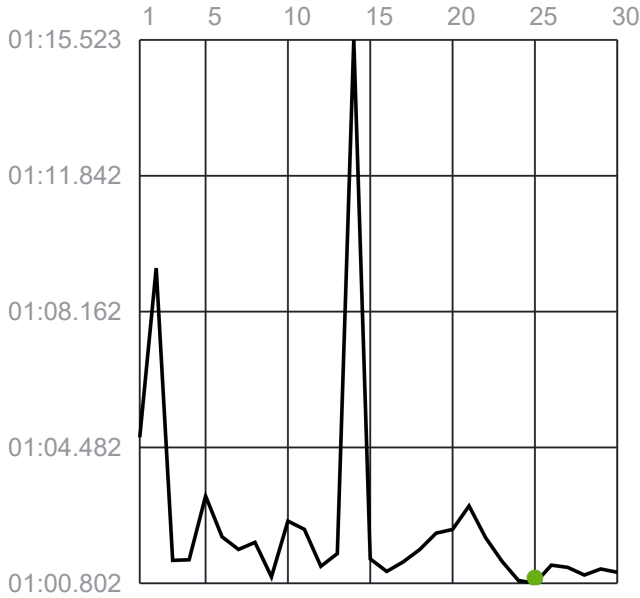
Lap	Pos	Lap Time	Diff to Last Lap	Diff to Best Lap	Gap in Front	Diff to P1	
1	10	1:04.788	0.000	4.052	0.633	2.830	61
2	10	1:01.399	-3.389	0.663	0.578	3.239	64
3	10	1:01.087	-0.312	0.351	0.299	3.343	65
4	9	1:02.150	1.063	1.414	0.239	4.765	64
5	9	1:00.966	-1.184	0.230	0.487	4.433	65
6	9	1:00.736	-0.230	0.000	0.697	4.466	65
7	9	1:01.191	0.455	0.455	1.032	4.821	65
8	9	1:01.219	0.028	0.483	1.683	5.211	65
9	9	1:01.052	-0.167	0.316	2.191	5.338	65
10	10	1:01.973	0.921	1.237	0.772	6.548	64
11	10	1:01.323	-0.650	0.587	1.120	7.057	64

12	10	1:01.378	0.055	0.642	1.528	7.196	64
13	10	1:01.214	-0.164	0.478	2.034	7.636	65
14	13	1:16.667	15.453	15.931	1.610	22.299	51
15	11	1:02.816	-13.851	2.080	2.412	24.356	63
16	9	1:02.299	-0.517	1.563	7.565	25.974	63
17	9	1:01.912	-0.387	1.176	8.123	14.006	64
18	9	1:01.558	-0.354	0.822	7.956	14.344	64
19	9	1:01.748	0.190	1.012	8.816	15.344	6
20	9	1:01.998	0.250	1.262	9.963	16.926	64
21	9	1:01.531	-0.467	0.795	10.584	17.896	64
22	9	1:01.442	-0.089	0.706	10.069	18.642	64
23	9	1:01.521	0.079	0.785	10.310	19.568	64
24	9	1:01.459	-0.062	0.723	10.861	20.239	64
25	9	1:01.313	-0.146	0.577	11.349	20.790	64
26	9	1:01.362	0.049	0.626	11.924	21.664	64
27	9	1:01.370	0.008	0.634	12.524	22.417	64
28	9	1:01.602	0.232	0.866	13.414	23.198	64
29	9	1:01.376	-0.226	0.640	14.056	24.030	64
30	9	1:01.412	0.036	0.676	14.625	24.591	64

JRS TEAM RACING

Karting @ CIRCUITO 1B (Portugal) • 2017 April 02

Length **1.1070 km** Pos **10** Best lap **1:00.802** Best Speed **65.544 km/h**



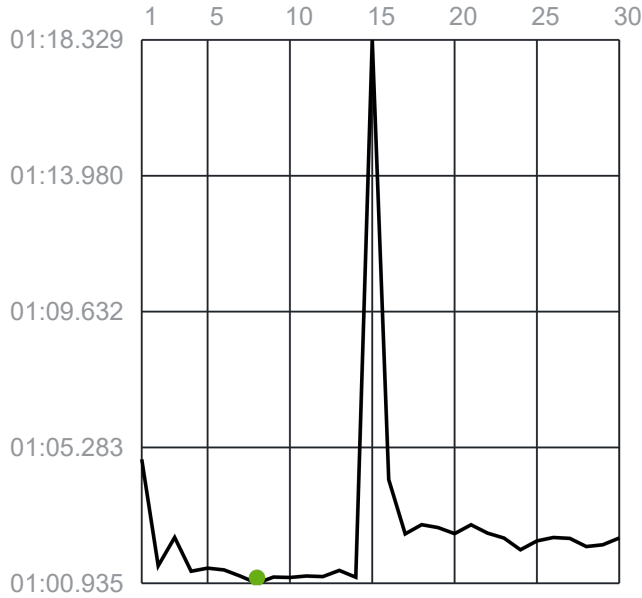
LapPos	Lap	Lap Time	Diff to Last Lap	Diff to Best Lap	Gap in Front	Diff to P1	
1	12	1:04.756	0.000	3.954	0.296	3.629	61
2	17	1:09.342	4.586	8.540	2.694	11.981	57
3	17	1:01.423	-7.919	0.621	1.589	12.421	64
4	17	1:01.439	0.016	0.637	0.224	13.132	64
5	17	1:03.167	1.728	2.365	0.367	15.001	6
6	17	1:02.060	-1.107	1.258	0.395	16.358	64
7	16	1:01.719	-0.341	0.917	2.387	17.241	6
8	16	1:01.911	0.192	1.109	1.993	18.323	6
9	16	1:00.977	-0.934	0.175	0.780	18.375	65
10	16	1:02.488	1.511	1.686	0.559	20.100	63
11	15	1:02.263	-0.225	1.461	3.176	21.549	

12	15	1:01.262	-1.001	0.460	2.707	21.572
13	15	1:01.606	0.344	0.804	1.995	22.404
14	16	1:15.523	13.917	14.721	2.523	35.923
15	15	1:01.462	-14.061	0.660	1.075	36.626
16	14	1:01.123	-0.339	0.321	0.360	37.068
17	13	1:01.382	0.259	0.580	0.560	24.570
18	13	1:01.715	0.333	0.913	0.216	25.065
19	13	1:02.160	0.445	1.358	0.324	26.477
20	13	1:02.261	0.101	1.459	0.130	28.322
21	13	1:02.897	0.636	2.095	0.576	30.658
22	12	1:02.042	-0.855	1.240	0.366	32.004
23	11	1:01.399	-0.643	0.597	3.887	32.808
24	11	1:00.877	-0.522	0.075	2.756	32.897
25	11	1:00.802	-0.075	0.000	1.267	32.937
26	11	1:01.294	0.492	0.492	0.160	33.743
27	10	1:01.232	-0.062	0.430	11.941	34.358
28	10	1:01.026	-0.206	0.224	11.365	34.563
29	10	1:01.190	0.164	0.388	11.179	35.209
30	10	1:01.100	-0.090	0.298	10.867	35.458

KARTUGAS

Karting @ CIRCUITO 1B (Portugal) • 2017 April 02

Length **1.1070 km** Pos **11** Best lap **1:00.935** Best Speed **65.401 km/h**



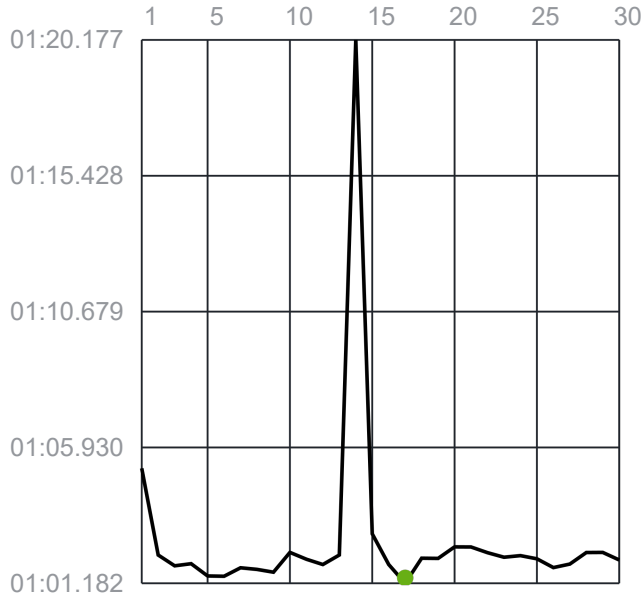
Lap	Pos	Lap Time	Diff to Last Lap	Diff to Best Lap	Gap in Front	Diff to P1	
1	11	1:04.903	0.000	3.968	0.503	3.333	61
2	11	1:01.494	-3.409	0.559	0.598	3.837	64
3	11	1:02.403	0.909	1.468	1.914	5.257	63
4	11	1:01.320	-1.083	0.385	0.291	5.849	6
5	11	1:01.420	0.100	0.485	0.646	5.971	64
6	11	1:01.363	-0.057	0.428	0.980	6.631	64
7	11	1:01.162	-0.201	0.227	1.532	6.957	65
8	11	1:00.935	-0.227	0.000	1.726	7.063	65
9	11	1:01.134	0.199	0.199	1.858	7.272	65
10	11	1:01.121	-0.013	0.186	1.082	7.630	65
11	11	1:01.168	0.047	0.233	0.927	7.984	65

12	11	1:01.149	-0.019	0.214	0.698	7.894	65
13	11	1:01.347	0.198	0.412	0.831	8.467	64
14	8	1:01.129	-0.218	0.194	2.887	7.592	65
15	12	1:18.329	17.200	17.394	0.806	25.162	50
16	10	1:04.255	-14.074	3.320	2.762	28.736	62
17	10	1:02.516	-1.739	1.581	3.366	17.372	63
18	10	1:02.811	0.295	1.876	4.619	18.963	63
19	10	1:02.718	-0.093	1.783	5.589	20.933	63
20	10	1:02.524	-0.194	1.589	6.115	23.041	63
21	10	1:02.808	0.284	1.873	7.392	25.288	63
22	10	1:02.541	-0.267	1.606	8.491	27.133	63
23	10	1:02.383	-0.158	1.448	9.353	28.921	63
24	10	1:02.008	-0.375	1.073	9.902	30.141	64
25	10	1:02.291	0.283	1.356	10.880	31.670	63
26	10	1:02.401	0.110	1.466	11.919	33.583	63
27	11	1:02.372	-0.029	1.437	0.980	35.338	63
28	11	1:02.111	-0.261	1.176	2.065	36.628	64
29	11	1:02.168	0.057	1.233	3.043	38.252	64
30	11	1:02.384	0.216	1.449	4.327	39.785	63

KART OLD SCHOOL RACING

Karting @ CIRCUITO 1B (Portugal) • 2017 April 02

Length **1.1070 km** Pos **12** Best lap **1:01.182** Best Speed **65.137 km/h**



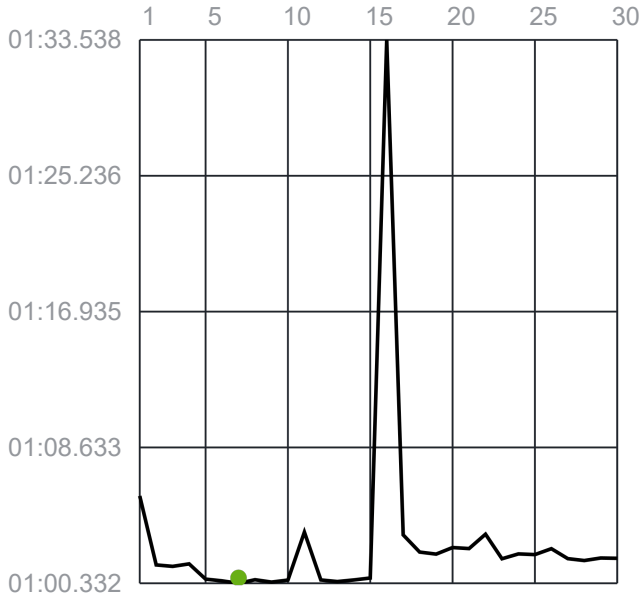
Lap	Pos	Lap Time	Diff to Last Lap	Diff to Best Lap	Gap in Front	Diff to P1	
1	13	1:05.201	0.000	4.019	0.528	4.157	61
2	12	1:02.170	-3.031	0.988	1.500	5.337	64
3	12	1:01.793	-0.377	0.611	0.890	6.147	64
4	12	1:01.867	0.074	0.685	1.437	7.286	64
5	12	1:01.438	-0.429	0.256	1.455	7.426	64
6	12	1:01.428	-0.010	0.246	1.520	8.151	64
7	12	1:01.724	0.296	0.542	2.082	9.039	64
8	12	1:01.668	-0.056	0.486	2.815	9.878	64
9	12	1:01.570	-0.098	0.388	3.251	10.523	64
10	12	1:02.262	0.692	1.080	4.392	12.022	64
11	12	1:02.023	-0.239	0.841	5.247	13.231	

12	12	1:01.838	-0.185	0.656	5.936	13.830
13	12	1:02.171	0.333	0.989	6.760	15.227
14	15	1:20.177	18.006	18.995	6.697	33.400
15	14	1:02.910	-17.267	1.728	7.201	35.551
16	13	1:01.838	-1.072	0.656	2.457	36.708
17	12	1:01.182	-0.656	0.000	0.349	24.010
18	12	1:02.059	0.877	0.877	0.168	24.849
19	12	1:02.052	-0.007	0.870	0.105	26.153
20	12	1:02.455	0.403	1.273	0.043	28.192
21	12	1:02.451	-0.004	1.269	0.041	30.082
22	11	1:02.252	-0.199	1.070	4.505	31.638
23	12	1:02.093	-0.159	0.911	0.328	33.136
24	12	1:02.149	0.056	0.967	1.600	34.497
25	12	1:02.038	-0.111	0.856	2.836	35.773
26	12	1:01.731	-0.307	0.549	3.273	37.016
27	12	1:01.854	0.123	0.672	2.915	38.253
28	12	1:02.257	0.403	1.075	3.061	39.689
29	12	1:02.261	0.004	1.079	3.154	41.406
30	12	1:01.997	-0.264	0.815	2.767	42.552

FAMAR RACING TEAM

Karting @ CIRCUITO 1B (Portugal) • 2017 April 02

Length **1.1070 km** Pos **13** Best lap **1:00.332** Best Speed **66.054 km/h**



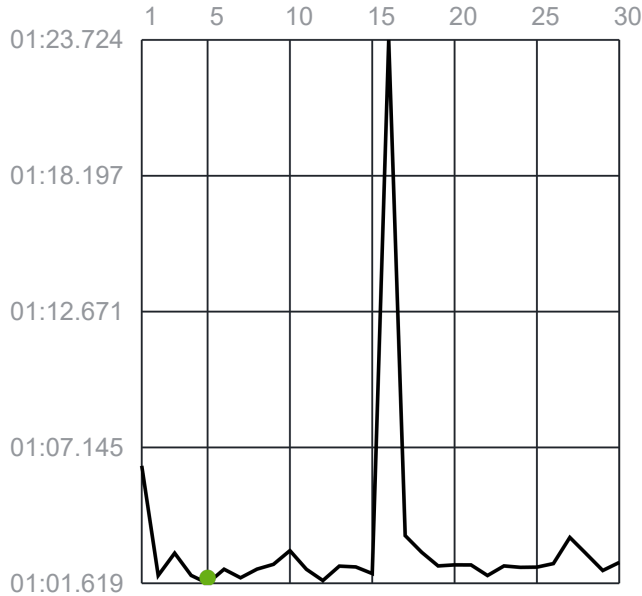
LapPos	Lap Time	Diff to Last Lap	Diff to Best Lap	Gap in Front	Diff to P1		
1	9	1:05.670	0.000	5.338	0.187	2.197	60
2	9	1:01.454	-4.216	1.122	0.136	2.661	64
3	9	1:01.366	-0.088	1.034	0.301	3.044	64
4	6	1:01.518	0.152	1.186	0.291	3.834	64
5	6	1:00.587	-0.931	0.255	0.603	3.123	65
6	6	1:00.480	-0.107	0.148	0.756	2.900	65
7	6	1:00.332	-0.148	0.000	0.716	2.396	66
8	6	1:00.550	0.218	0.218	0.774	2.117	65
9	6	1:00.405	-0.145	0.073	0.225	1.597	65
10	6	1:00.528	0.123	0.196	0.329	1.362	65
11	7	1:03.458	2.930	3.126	1.244	4.006	

12	7	1:00.535	-2.923	0.203	1.540	3.302
13	7	1:00.438	-0.097	0.106	1.298	2.966
14	5	1:00.536	0.098	0.204	0.568	1.498
15	3	1:00.655	0.119	0.323	0.675	1.394
16	12	1:33.538	32.883	33.206	3.682	34.251
17	11	1:03.290	-30.248	2.958	6.289	23.661
18	11	1:02.240	-1.050	1.908	5.718	24.681
19	11	1:02.115	-0.125	1.783	5.115	26.048
20	11	1:02.517	0.402	2.185	5.108	28.149
21	11	1:02.453	-0.064	2.121	4.753	30.041
22	13	1:03.333	0.880	3.001	0.674	32.678
23	13	1:01.831	-1.502	1.499	0.778	33.914
24	13	1:02.128	0.297	1.796	0.757	35.254
25	13	1:02.085	-0.043	1.753	0.804	36.577
26	13	1:02.446	0.361	2.114	1.519	38.535
27	13	1:01.837	-0.609	1.505	1.502	39.755
28	13	1:01.722	-0.115	1.390	0.967	40.656
29	13	1:01.877	0.155	1.545	0.583	41.989
30	13	1:01.859	-0.018	1.527	0.445	42.997

FOX J.R.

Karting @ CIRCUITO 1B (Portugal) • 2017 April 02

Length **1.1070 km** Pos **14** Best lap **1:01.619** Best Speed **64.675 km/h**



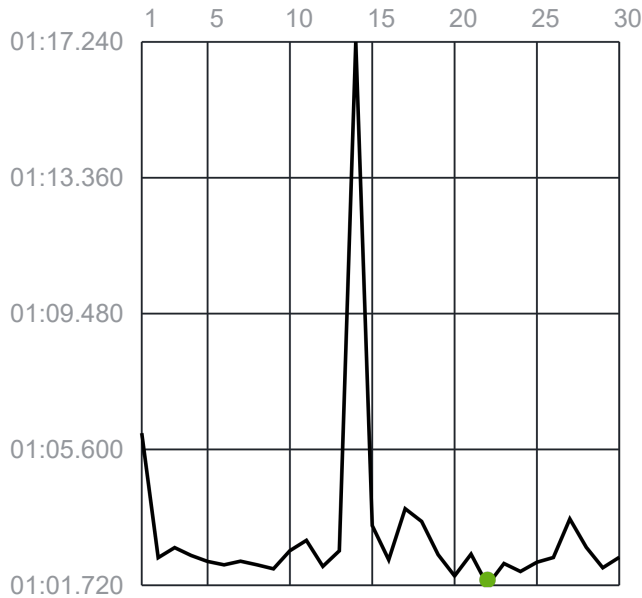
LapPos	Lap	Lap Time	Diff to Last Lap	Diff to Best Lap	Gap in Front	Diff to P1	
1	15	1:06.397	0.000	4.778	0.456	5.144	60
2	14	1:01.937	-4.460	0.318	0.293	6.091	64
3	14	1:02.846	0.909	1.227	1.133	7.954	63
4	14	1:01.940	-0.906	0.321	1.199	9.166	6
5	14	1:01.619	-0.321	0.000	0.697	9.487	64
6	14	1:02.191	0.572	0.572	0.818	10.975	6
7	14	1:01.843	-0.348	0.224	0.666	11.982	64
8	14	1:02.195	0.352	0.576	0.697	13.348	64
9	14	1:02.390	0.195	0.771	0.756	14.813	63
10	14	1:02.948	0.558	1.329	1.546	16.998	63
11	14	1:02.189	-0.759	0.570	1.705	18.373	64

12	14	1:01.731	-0.458	0.112	1.076	18.865	64
13	14	1:02.318	0.587	0.699	0.885	20.409	63
14	12	1:02.284	-0.034	0.665	0.824	20.689	63
15	10	1:02.014	-0.270	0.395	6.658	21.944	64
16	17	1:23.724	21.710	22.105	0.161	44.987	47
17	17	1:03.559	-20.165	1.940	0.289	34.666	62
18	15	1:02.882	-0.677	1.263	1.003	36.328	63
19	15	1:02.325	-0.557	0.706	1.048	37.905	63
20	15	1:02.368	0.043	0.749	0.719	39.857	63
21	15	1:02.365	-0.003	0.746	0.991	41.661	63
22	15	1:01.935	-0.430	0.316	0.667	42.900	64
23	15	1:02.325	0.390	0.706	0.776	44.630	63
24	15	1:02.268	-0.057	0.649	0.742	46.110	64
25	15	1:02.276	0.008	0.657	0.550	47.624	63
26	15	1:02.420	0.144	0.801	0.254	49.556	63
27	14	1:03.484	1.064	1.865	12.668	52.423	62
28	14	1:02.816	-0.668	1.197	13.762	54.418	63
29	14	1:02.139	-0.677	0.520	14.024	56.013	64
30	14	1:02.467	0.328	0.848	14.632	57.629	63

OS ÚLTIMOS

Karting @ CIRCUITO 1B (Portugal) • 2017 April 02

Length **1.1070 km** Pos **15** Best lap **1:01.720** Best Speed **64.569 km/h**



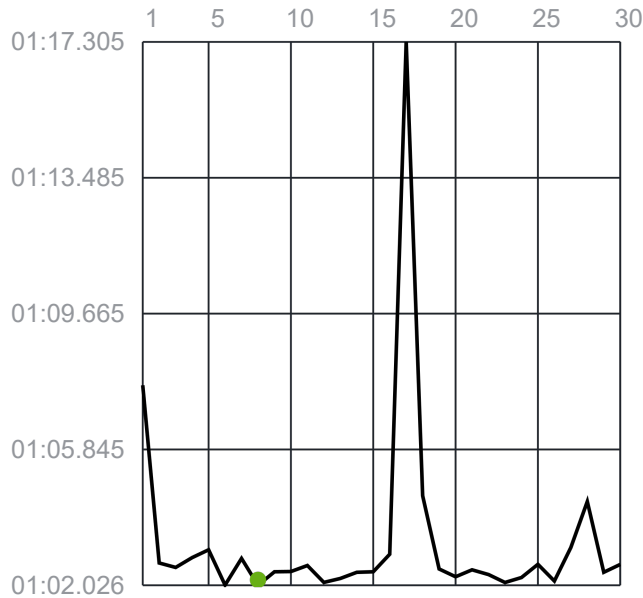
Lap	Pos	Lap Time	Diff to Last Lap	Diff to Best Lap	Gap in Front	Diff to P1	
1	16	1:06.066	0.000	4.346	0.258	5.402	60
2	15	1:02.509	-3.557	0.789	0.830	6.921	63
3	15	1:02.796	0.287	1.076	0.780	8.734	63
4	15	1:02.572	-0.224	0.852	1.412	10.578	6
5	15	1:02.401	-0.171	0.681	2.194	11.681	63
6	15	1:02.304	-0.097	0.584	2.307	13.282	63
7	15	1:02.408	0.104	0.688	2.872	14.854	63
8	15	1:02.305	-0.103	0.585	2.982	16.330	63
9	15	1:02.190	-0.115	0.470	2.782	17.595	64
10	15	1:02.709	0.519	0.989	2.543	19.541	63
11	16	1:03.003	0.294	1.283	0.181	21.730	63

12	16	1:02.260	-0.743	0.540	1.179	22.751	64
13	16	1:02.705	0.445	0.985	2.278	24.682	63
14	17	1:17.240	14.535	15.520	3.995	39.918	51
15	16	1:03.424	-13.816	1.704	5.957	42.583	62
16	15	1:02.448	-0.976	0.728	7.282	44.350	63
17	16	1:03.907	1.459	2.187	0.301	34.377	62
18	16	1:03.543	-0.364	1.823	0.372	36.700	62
19	16	1:02.595	-0.948	0.875	0.642	38.547	63
20	16	1:01.987	-0.608	0.267	0.261	40.118	64
21	16	1:02.610	0.623	0.890	0.506	42.167	63
22	16	1:01.720	-0.890	0.000	0.291	43.191	64
23	16	1:02.342	0.622	0.622	0.308	44.938	63
24	16	1:02.114	-0.228	0.394	0.154	46.264	64
25	16	1:02.379	0.265	0.659	0.257	47.881	63
26	16	1:02.514	0.135	0.794	0.351	49.907	63
27	16	1:03.615	1.101	1.895	0.348	52.905	62
28	15	1:02.804	-0.811	1.084	0.470	54.888	63
29	15	1:02.221	-0.583	0.501	0.552	56.565	64
30	15	1:02.519	0.298	0.799	0.604	58.233	63

TEAM GC

Karting @ CIRCUITO 1B (Portugal) • 2017 April 02

Length **1.1070 km** Pos **16** Best lap **1:02.026** Best Speed **64.25 km/h**



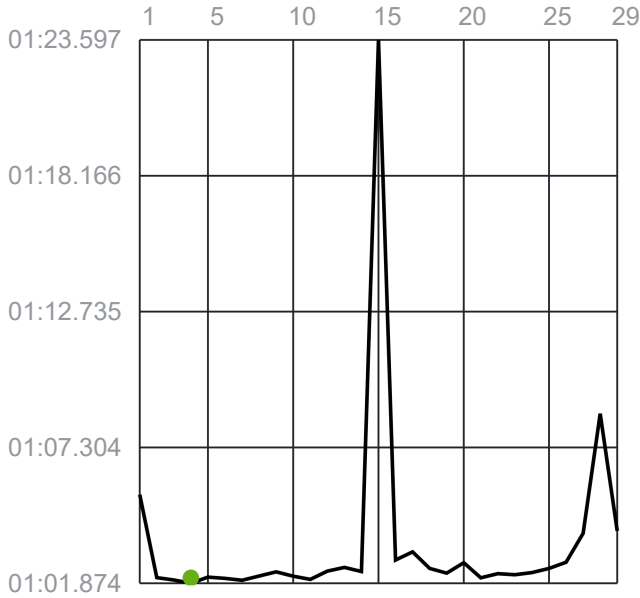
Lap	Pos	Lap Time	Diff to Last Lap	Diff to Best Lap	Gap in Front	Diff to P1	
1	17	1:07.651	0.000	5.625	2.222	7.624	58
2	16	1:02.653	-4.998	0.627	2.366	9.287	63
3	16	1:02.528	-0.125	0.502	2.098	10.832	63
4	16	1:02.804	0.276	0.778	2.330	12.908	63
5	16	1:03.024	0.220	0.998	2.953	14.634	63
6	16	1:02.032	-0.992	0.006	2.681	15.963	64
7	17	1:02.781	0.749	0.755	0.667	17.908	63
8	17	1:02.026	-0.755	0.000	0.782	19.105	6
9	17	1:02.406	0.380	0.380	2.211	20.586	63
10	17	1:02.413	0.007	0.387	2.136	22.236	63
11	17	1:02.582	0.169	0.556	2.274	24.004	6

12	17	1:02.107	-0.475	0.081	2.121	24.872	64
13	17	1:02.218	0.111	0.192	1.634	26.316	64
14	14	1:02.391	0.173	0.365	4.404	26.703	63
15	13	1:02.406	0.015	0.380	3.188	28.350	63
16	11	1:02.900	0.494	0.874	1.833	30.569	63
17	14	1:17.305	14.405	15.279	9.424	33.994	51
18	17	1:04.544	-12.761	2.518	0.618	37.318	61
19	17	1:02.485	-2.059	0.459	0.508	39.055	63
20	17	1:02.266	-0.219	0.240	0.787	40.905	64
21	17	1:02.461	0.195	0.435	0.638	42.805	63
22	17	1:02.328	-0.133	0.302	1.246	44.437	63
23	17	1:02.105	-0.223	0.079	1.009	45.947	64
24	17	1:02.244	0.139	0.218	1.139	47.403	64
25	17	1:02.616	0.372	0.590	1.376	49.257	63
26	17	1:02.146	-0.470	0.120	1.008	50.915	64
27	17	1:03.088	0.942	1.062	0.481	53.386	63
28	16	1:04.381	1.293	2.355	2.058	56.946	
29	16	1:02.392	-1.989	0.366	2.229	58.794	63
30	16	1:02.613	0.221	0.587	2.323	1:00.556	63

LARGHETTO

Karting @ CIRCUITO 1B (Portugal) • 2017 April 02

Length **1.1070 km** Pos **17** Best lap **1:01.874** Best Speed **64.408 km/h**



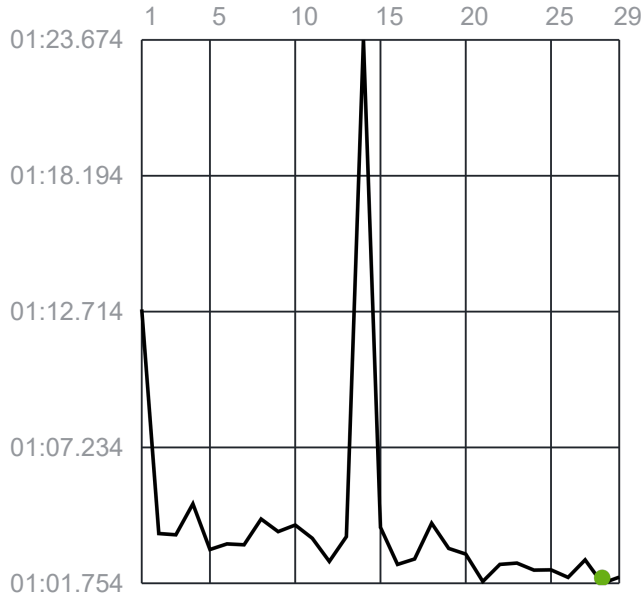
Lap	Pos	Lap Time	Diff to Last Lap	Diff to Best Lap	Gap in Front	Diff to P1	
1	14	1:05.418	0.000	3.544	0.531	4.688	60
2	13	1:02.100	-3.318	0.226	0.461	5.798	64
3	13	1:02.006	-0.094	0.132	0.674	6.821	64
4	13	1:01.874	-0.132	0.000	0.681	7.967	64
5	13	1:02.121	0.247	0.247	1.364	8.790	64
6	13	1:02.070	-0.051	0.196	2.006	10.157	64
7	13	1:01.995	-0.075	0.121	2.277	11.316	64
8	13	1:02.164	0.169	0.290	2.773	12.651	64
9	13	1:02.331	0.167	0.457	3.534	14.057	63
10	13	1:02.158	-0.173	0.284	3.430	15.452	64
11	13	1:02.030	-0.128	0.156	3.437	16.668	64

12	13	1:02.360	0.330	0.486	3.959	17.789	63
13	13	1:02.509	0.149	0.635	4.297	19.524	63
14	11	1:02.345	-0.164	0.471	6.538	19.865	63
15	17	1:23.597	21.252	21.723	0.120	42.703	47
16	16	1:02.804	-20.793	0.930	0.476	44.826	63
17	15	1:03.130	0.326	1.256	0.082	34.076	63
18	14	1:02.469	-0.661	0.595	10.260	35.325	63
19	14	1:02.280	-0.189	0.406	10.380	36.857	63
20	14	1:02.697	0.417	0.823	10.816	39.138	63
21	14	1:02.093	-0.604	0.219	10.012	40.670	64
22	14	1:02.259	0.166	0.385	9.555	42.233	6
23	14	1:02.216	-0.043	0.342	9.940	43.854	64
24	14	1:02.302	0.086	0.428	10.114	45.368	63
25	14	1:02.468	0.166	0.594	10.497	47.074	63
26	14	1:02.716	0.248	0.842	10.767	49.302	63
27	15	1:03.872	1.156	1.998	0.134	52.557	62
28	17	1:08.656	4.784	6.782	3.446	1:00.392	58
29	17	1:03.965	-4.691	2.091	5.019	1:03.813	62

TEAM RV

Karting @ CIRCUITO 1B (Portugal) • 2017 April 02

Length **1.1070 km** Pos **18** Best lap **1:01.754** Best Speed **64.533 km/h**



Lap	Pos	Lap Time	Diff to Last Lap	Diff to Best Lap	Gap in Front	Diff to P1	
1	18	1:12.804	0.000	11.050	4.913	12.537	54
2	18	1:03.761	-9.043	2.007	3.327	15.308	62
3	18	1:03.710	-0.051	1.956	5.614	18.035	62
4	18	1:04.959	1.249	3.205	9.134	22.266	61
5	18	1:03.117	-1.842	1.363	9.084	24.085	6
6	18	1:03.343	0.226	1.589	10.367	26.725	62
7	18	1:03.307	-0.036	1.553	11.288	29.196	6
8	18	1:04.346	1.039	2.592	13.608	32.713	61
9	18	1:03.838	-0.508	2.084	15.040	35.626	62
10	18	1:04.104	0.266	2.350	16.731	38.967	62
11	18	1:03.571	-0.533	1.817	17.720	41.724	62

12	18	1:02.635	-0.936	0.881	18.248	43.120	63
13	18	1:03.636	1.001	1.882	19.666	45.982	62
14	18	1:23.674	20.038	21.920	27.734	1:07.652	47
15	18	1:04.009	-19.665	2.255	28.199	1:10.902	6
16	18	1:02.515	-1.494	0.761	27.749	1:12.736	63
17	18	1:02.734	0.219	0.980	26.924	1:01.590	63
18	18	1:04.177	1.443	2.423	27.229	1:04.547	62
19	18	1:03.160	-1.017	1.406	27.904	1:06.959	63
20	18	1:02.932	-0.228	1.178	28.570	1:09.475	63
21	18	1:01.828	-1.104	0.074	27.937	1:10.742	64
22	18	1:02.516	0.688	0.762	28.125	1:12.562	63
23	18	1:02.569	0.053	0.815	28.589	1:14.536	63
24	18	1:02.285	-0.284	0.531	28.630	1:16.033	63
25	18	1:02.296	0.011	0.542	28.310	1:17.567	63
26	18	1:01.992	-0.304	0.238	28.156	1:19.071	64
27	18	1:02.699	0.707	0.945	27.767	1:21.153	63
28	18	1:01.754	-0.945	0.000	21.694	1:22.086	64
29	18	1:02.001	0.247	0.247	19.730	1:23.543	64