

# 25º Campeonato Nacional Kart


Grupo A

Euroindy 0,800 km

3ª Corrida

06/11/2022 08:57

Race started at 10:59:53



Lap	Lap Tm	Diff	Time of Day
<b>(10) Palocar R Aces</b>			
1	1:10.786	+10.177	01:04.756
2	1:09.774	+9.165	02:14.530
3	1:08.709	+8.100	03:23.239
4	1:08.420	+7.811	04:31.659
5	1:07.472	+6.863	05:39.131
6	1:07.186	+6.577	06:46.317
7	1:08.645	+8.036	07:54.962
8	1:07.315	+6.706	09:02.277
9	1:07.676	+7.067	10:09.953
10	1:15.147	+14.538	11:25.100
11	2:57.417	:56.808	14:22.517
12	1:05.986	+5.377	15:28.503
13	1:06.317	+5.708	16:34.820
14	1:05.069	+4.460	17:39.889
15	1:03.494	+2.885	18:43.383
16	1:04.657	+4.048	19:48.040
17	1:03.107	+2.498	20:51.147
18	1:04.196	+3.587	21:55.343
19	1:02.525	+1.916	22:57.868
20	1:02.304	+1.695	24:00.172
21	<b>1:00.609</b>		25:00.781

Lap	Lap Tm	Diff	Time of Day
<b>(20) Compatible Numbers/AJM II inf</b>			
1	1:11.335	+8.614	01:05.742
2	1:10.092	+7.371	02:15.834
3	1:09.677	+6.956	03:25.511
4	1:09.295	+6.574	04:34.806
5	1:09.095	+6.374	05:43.901
6	1:09.287	+6.566	06:53.188
7	1:09.569	+6.848	08:02.757
8	1:09.135	+6.414	09:11.892
9	1:09.461	+6.740	10:21.353
10	1:07.823	+5.102	11:29.176
11	1:07.141	+4.420	12:36.317
12	1:16.296	+13.575	13:52.613
13	2:55.461	:52.740	16:48.074
14	1:06.752	+4.031	17:54.826
15	1:05.033	+2.312	18:59.859
16	1:06.299	+3.578	20:06.158
17	1:03.893	+1.172	21:10.051
18	1:04.028	+1.307	22:14.079
19	1:02.886	+0.165	23:16.965
20	1:03.337	+0.616	24:20.302
21	<b>1:02.721</b>		25:23.023

Lap	Lap Tm	Diff	Time of Day
<b>(9) Kart Old School Racing</b>			
1	1:09.854	+8.536	01:04.042
2	1:12.339	+11.021	02:16.381
3	1:09.597	+8.279	03:25.978
4	1:09.767	+8.449	04:35.745
5	1:09.692	+8.374	05:45.437
6	1:08.703	+7.385	06:54.140
7	1:09.964	+8.646	08:04.104
8	1:09.362	+8.044	09:13.466
9	1:08.664	+7.346	10:22.130
10	1:08.749	+7.431	11:30.879
11	1:06.696	+5.378	12:37.575
12	1:16.376	+15.058	13:53.951
13	2:55.460	:54.142	16:49.411
14	1:08.899	+7.581	17:58.310
15	1:07.158	+5.840	19:05.468
16	1:05.461	+4.143	20:10.929
17	1:03.939	+2.621	21:14.868
18	1:06.453	+5.135	22:21.321

Lap	Lap Tm	Diff	Time of Day
19	1:03.273	+1.955	23:24.594
20	1:02.619	+1.301	24:27.213
21	<b>1:01.318</b>		25:28.531
<b>(4) BLG Sport</b>			
1	1:12.957	+10.897	01:08.205
2	1:10.957	+8.897	02:19.162
3	1:09.872	+7.812	03:29.034
4	1:11.319	+9.259	04:40.353
5	1:10.798	+8.738	05:51.151
6	1:12.459	+10.399	07:03.610
7	1:10.639	+8.579	08:14.249
8	1:09.932	+7.872	09:24.181
9	1:09.614	+7.554	10:33.795
10	1:14.419	+12.359	11:48.214
11	2:55.560	:53.500	14:43.774
12	1:07.212	+5.152	15:50.986
13	1:05.970	+3.910	16:56.956
14	1:05.086	+3.026	18:02.042
15	1:04.934	+2.874	19:06.976
16	1:05.516	+3.456	20:12.492
17	1:09.401	+7.341	21:21.893
18	1:03.535	+1.475	22:25.428
19	1:05.589	+3.529	23:31.017
20	1:02.504	+0.444	24:33.521
21	<b>1:02.060</b>		25:35.581

Lap	Lap Tm	Diff	Time of Day
<b>(8) Karters Team</b>			
1	1:12.267	+10.004	01:07.381
2	1:11.196	+8.933	02:18.577
3	1:11.475	+9.212	03:30.052
4	1:10.785	+8.522	04:40.837
5	1:10.207	+7.944	05:51.044
6	1:11.593	+9.330	07:02.637
7	1:10.342	+8.079	08:12.979
8	1:08.896	+6.633	09:21.875
9	1:08.065	+5.802	10:29.940
10	1:06.899	+4.636	11:36.839
11	1:12.316	+10.053	12:49.155
12	2:57.448	:55.185	15:46.603
13	1:07.288	+5.025	16:53.891
14	1:06.356	+4.093	18:00.247
15	1:05.920	+3.657	19:06.167
16	1:06.271	+4.008	20:12.438
17	1:13.865	+11.602	21:26.303
18	1:04.452	+2.189	22:30.755
19	1:04.057	+1.794	23:34.812
20	1:02.798	+0.535	24:37.610
21	<b>1:02.263</b>		25:39.873

Lap	Lap Tm	Diff	Time of Day
<b>(15) Fit Carcavelos/SymplyFit</b>			
1	1:12.373	+9.475	01:06.746
2	1:10.879	+7.981	02:17.625
3	1:10.812	+7.914	03:28.437
4	1:10.911	+8.013	04:39.348
5	1:11.234	+8.336	05:50.582
6	1:11.713	+8.815	07:02.295
7	1:10.899	+8.001	08:13.194
8	1:10.680	+7.782	09:23.874
9	1:10.575	+7.677	10:34.449
10	1:08.935	+6.037	11:43.384
11	1:17.297	+14.399	13:00.681
12	2:56.343	:53.445	15:57.024
13	1:09.059	+6.161	17:06.083
14	1:07.381	+4.483	18:13.464
15	1:06.046	+3.148	19:19.510

Lap	Lap Tm	Diff	Time of Day
16	1:05.917	+3.019	20:25.427
17	1:06.054	+3.156	21:31.481
18	1:04.686	+1.788	22:36.167
19	1:04.122	+1.224	23:40.289
20	1:03.237	+0.339	24:43.526
21	<b>1:02.898</b>		25:46.424

Lap	Lap Tm	Diff	Time of Day
<b>(3) CCD Siemens Pro</b>			
1	1:14.014	+10.287	01:09.184
2	1:11.376	+7.649	02:20.560
3	1:10.410	+6.683	03:30.970
4	1:11.302	+7.575	04:42.272
5	1:10.973	+7.246	05:53.245
6	1:09.631	+5.904	07:02.876
7	1:11.157	+7.430	08:14.033
8	1:11.033	+7.306	09:25.066
9	1:10.083	+6.356	10:35.149
10	1:10.191	+6.464	11:45.340
11	1:16.391	+12.664	13:01.731
12	2:55.700	:51.973	15:57.431
13	1:07.795	+4.068	17:05.226
14	1:07.067	+3.340	18:12.293
15	1:08.267	+4.540	19:20.560
16	1:06.811	+3.084	20:27.371
17	1:06.311	+2.584	21:33.682
18	1:06.941	+3.214	22:40.623
19	1:05.534	+1.807	23:46.157
20	<b>1:03.727</b>		24:49.884
21	1:04.636	+0.909	25:54.520

Lap	Lap Tm	Diff	Time of Day
<b>(6) Team MM</b>			
1	1:15.914	+15.087	01:11.781
2	1:13.958	+13.131	02:25.739
3	1:12.832	+12.005	03:38.571
4	1:13.208	+12.381	04:51.779
5	1:11.364	+10.537	06:03.143
6	1:12.065	+11.238	07:15.208
7	1:13.133	+12.306	08:28.341
8	1:11.588	+10.761	09:39.929
9	1:10.977	+10.150	10:50.906
10	1:15.488	+14.661	12:06.394
11	3:00.909	:00.082	15:07.303
12	1:07.849	+7.022	16:15.152
13	1:07.706	+6.879	17:22.858
14	1:07.091	+6.264	18:29.949
15	1:07.434	+6.607	19:37.383
16	1:07.965	+7.138	20:45.348
17	1:05.447	+4.620	21:50.795
18	1:04.109	+3.282	22:54.904
19	1:02.587	+1.760	23:57.491
20	1:01.790	+0.963	24:59.281
21	<b>1:00.827</b>		26:00.108

Lap	Lap Tm	Diff	Time of Day
<b>(7) AlenKart AM</b>			
1	1:16.505	+12.985	01:15.076
2	1:14.957	+11.437	02:30.033
3	1:13.310	+9.790	03:43.343
4	1:12.081	+8.561	04:55.424
5	1:11.549	+8.029	06:06.973
6	1:11.760	+8.240	07:18.733
7	1:11.841	+8.321	08:30.574
8	1:11.918	+8.398	09:42.492
9	1:11.291	+7.771	10:53.783
10	1:17.519	+13.999	12:11.302
11	2:56.669	:53.149	15:07.971
12	1:08.511	+4.991	16:16.482

Chief of Timing & Scoring Orbits  
 Race Director

# 25º Campeonato Nacional Kart


Grupo A

Euroindy 0,800 km

3ª Corrida

06/11/2022 08:57

Race started at 10:59:53



Lap	Lap Tm	Diff	Time of Day
13	1:07.923	+4.403	17:24.405
14	1:06.580	+3.060	18:30.985
15	1:06.165	+2.645	19:37.150
16	1:08.018	+4.498	20:45.168
17	1:04.880	+1.360	21:50.048
18	1:06.281	+2.761	22:56.329
19	1:05.408	+1.888	24:01.737
20	<b>1:03.520</b>		25:05.257

(2) Reis MotorSport

1	1:18.780	+17.089	01:15.835
2	1:16.504	+14.813	02:32.339
3	1:14.209	+12.518	03:46.548
4	1:11.789	+10.098	04:58.337
5	1:11.472	+9.781	06:09.809
6	1:11.206	+9.515	07:21.015
7	1:10.570	+8.879	08:31.585
8	1:11.516	+9.825	09:43.101
9	1:16.305	+14.614	10:59.406
10	3:02.389	:00.698	14:01.795
11	1:08.325	+6.634	15:10.120
12	1:07.927	+6.236	16:18.047
13	1:07.140	+5.449	17:25.187
14	1:06.994	+5.303	18:32.181
15	1:06.956	+5.265	19:39.137
16	1:09.774	+8.083	20:48.911
17	1:07.513	+5.822	21:56.424
18	1:04.049	+2.358	23:00.473
19	1:04.184	+2.493	24:04.657
20	<b>1:01.691</b>		25:06.348

(17) Fox JR

1	1:16.891	+13.864	01:15.250
2	1:14.127	+11.100	02:29.377
3	1:14.327	+11.300	03:43.704
4	1:12.619	+9.592	04:56.323
5	1:11.623	+8.596	06:07.946
6	1:13.526	+10.499	07:21.472
7	1:11.527	+8.500	08:32.999
8	1:12.207	+9.180	09:45.206
9	1:20.136	+17.109	11:05.342
10	2:58.859	:55.832	14:04.201
11	1:07.826	+4.799	15:12.027
12	1:08.737	+5.710	16:20.764
13	1:06.598	+3.571	17:27.362
14	1:07.011	+3.984	18:34.373
15	1:05.640	+2.613	19:40.013
16	1:09.168	+6.141	20:49.181
17	1:07.594	+4.567	21:56.775
18	1:04.771	+1.744	23:01.546
19	1:04.212	+1.185	24:05.758
20	<b>1:03.027</b>		25:08.785

(12) Fit Evolution/AJM II Inf

1	1:17.861	+12.953	01:13.207
2	1:14.111	+9.203	02:27.318
3	1:11.617	+6.709	03:38.935
4	1:12.982	+8.074	04:51.917
5	1:11.310	+6.402	06:03.227
6	1:12.649	+7.741	07:15.876
7	1:12.349	+7.441	08:28.225
8	1:11.293	+6.385	09:39.518
9	1:11.281	+6.373	10:50.799
10	1:08.804	+3.896	11:59.603
11	1:14.099	+9.191	13:13.702
12	2:59.514	:54.606	16:13.216

Lap	Lap Tm	Diff	Time of Day
13	1:08.329	+3.421	17:21.545
14	1:08.447	+3.539	18:29.992
15	1:09.872	+4.964	19:39.864
16	1:08.054	+3.146	20:47.918
17	1:07.126	+2.218	21:55.044
18	1:05.162	+0.254	23:00.206
19	1:05.758	+0.850	24:05.964
20	<b>1:04.908</b>		25:10.872

(1) Largetto

1	1:16.329	+13.549	01:14.200
2	1:16.600	+13.820	02:30.800
3	1:14.533	+11.753	03:45.333
4	1:14.493	+11.713	04:59.826
5	1:12.507	+9.727	06:12.333
6	1:11.079	+8.299	07:23.412
7	1:12.231	+9.451	08:35.643
8	1:12.349	+9.569	09:47.992
9	1:19.627	+16.847	11:07.619
10	2:57.257	:54.477	14:04.876
11	1:09.299	+6.519	15:14.175
12	1:09.293	+6.513	16:23.468
13	1:10.092	+7.312	17:33.560
14	1:08.396	+5.616	18:41.956
15	1:08.627	+5.847	19:50.583
16	1:06.695	+3.915	20:57.278
17	1:05.155	+2.375	22:02.433
18	1:05.604	+2.824	23:08.037
19	1:03.681	+0.901	24:11.718
20	<b>1:02.780</b>		25:14.498

(11) DC Motors

1	1:14.815	+11.500	01:12.619
2	1:15.063	+11.748	02:27.682
3	1:13.552	+10.237	03:41.234
4	1:12.861	+9.546	04:54.095
5	1:12.623	+9.308	06:06.718
6	1:13.054	+9.739	07:19.772
7	1:11.962	+8.647	08:31.734
8	1:13.368	+10.053	09:45.102
9	1:10.411	+7.096	10:55.513
10	1:17.053	+13.738	12:12.566
11	2:59.201	:55.886	15:11.767
12	1:14.830	+11.515	16:26.597
13	1:10.445	+7.130	17:37.042
14	1:10.007	+6.692	18:47.049
15	1:07.541	+4.226	19:54.590
16	1:07.115	+3.800	21:01.705
17	1:05.327	+2.012	22:07.032
18	1:05.211	+1.896	23:12.243
19	1:05.032	+1.717	24:17.275
20	<b>1:03.315</b>		25:20.590

(14) DJV MM Cantina

1	1:19.344	+15.934	01:13.950
2	1:20.918	+17.508	02:34.868
3	1:16.504	+13.094	03:51.372
4	1:13.734	+10.324	05:05.106
5	1:14.846	+11.436	06:19.952
6	1:14.852	+11.442	07:34.804
7	1:15.318	+11.908	08:50.122
8	1:12.917	+9.507	10:03.039
9	1:12.786	+9.376	11:15.825
10	1:17.209	+13.799	12:33.034
11	3:00.702	:57.292	15:33.736
12	1:10.596	+7.186	16:44.332

Lap	Lap Tm	Diff	Time of Day
13	1:09.189	+5.779	17:53.521
14	1:07.973	+4.563	19:01.494
15	1:05.569	+2.159	20:07.063
16	1:04.803	+1.393	21:11.866
17	1:03.714	+0.304	22:15.580
18	<b>1:03.410</b>		23:18.990
19	1:06.604	+3.194	24:25.594
20	1:06.565	+3.155	25:32.159

(13) KAR - JF EXPRESS TEAM

1	1:21.171	+17.802	01:20.783
2	1:15.277	+11.908	02:36.060
3	1:15.534	+12.165	03:51.594
4	1:13.694	+10.325	05:05.288
5	1:17.902	+14.533	06:22.190
6	1:13.329	+9.960	07:36.519
7	1:14.670	+11.301	08:51.189
8	1:13.065	+9.696	10:04.254
9	1:11.451	+8.082	11:15.705
10	1:12.203	+8.834	12:27.908
11	1:09.626	+6.257	13:37.534
12	1:17.579	+14.210	14:55.113
13	3:03.336	:59.967	17:58.449
14	1:08.493	+5.124	19:06.942
15	1:07.764	+4.395	20:14.706
16	1:04.763	+1.394	21:19.469
17	1:05.285	+1.916	22:24.754
18	1:04.245	+0.876	23:28.999
19	1:06.094	+2.725	24:35.093
20	<b>1:03.369</b>		25:38.462

(18) JRS Ponte Frielas Racing

1	1:18.346	+15.771	01:18.384
2	1:16.745	+14.170	02:35.129
3	1:15.083	+12.508	03:50.212
4	1:11.684	+9.109	05:01.896
5	1:14.161	+11.586	06:16.057
6	1:13.070	+10.495	07:29.127
7	1:12.081	+9.506	08:41.208
8	1:11.141	+8.566	09:52.349
9	1:19.640	+17.065	11:11.989
10	2:57.454	:54.879	14:09.443
11	1:10.409	+7.834	15:19.852
12	1:11.308	+8.733	16:31.160
13	1:13.848	+11.273	17:45.008
14	1:10.648	+8.073	18:55.656
15	1:09.781	+7.206	20:05.437
16	1:09.276	+6.701	21:14.713
17	1:09.433	+6.858	22:24.146
18	1:08.649	+6.074	23:32.795
19	1:05.574	+2.999	24:38.369
20	<b>1:02.575</b>		25:40.944

(16) SUPREMACIASUSHI RACING

1	1:21.623	+17.764	01:18.067
2	1:14.785	+10.926	02:32.852
3	1:13.956	+10.097	03:46.808
4	1:19.274	+15.415	05:06.082
5	1:14.666	+10.807	06:20.748
6	1:14.496	+10.637	07:35.244
7	1:12.561	+8.702	08:47.805
8	1:10.762	+6.903	09:58.567
9	1:10.148	+6.289	11:08.715
10	1:18.347	+14.488	12:27.062
11	2:58.432	:54.573	15:25.494
12	1:10.524	+6.665	16:36.018

Chief of Timing & Scoring

Orbits

Race Director

www.mylaps.com

Licensed to: EUROINDY - BATALHA

# 25º Campeonato Nacional Kart


Grupo A

Euroindy 0,800 km

3ª Corrida

06/11/2022 08:57

Race started at 10:59:53



Lap	Lap Tm	Diff	Time of Day
13	1:09.978	+6.119	17:45.996
14	1:10.911	+7.052	18:56.907
15	1:10.290	+6.431	20:07.197
16	1:11.788	+7.929	21:18.985
17	1:05.286	+1.427	22:24.271
18	1:11.619	+7.760	23:35.890
19	1:05.339	+1.480	24:41.229
20	<b>1:03.859</b>		25:45.088

(19) Senna Sem Stress

Lap	Lap Tm	Diff	Time of Day
1	1:43.315	+39.200	01:39.891
2	1:22.052	+17.937	03:01.943
3	1:25.308	+21.193	04:27.251
4	1:20.777	+16.662	05:48.028
5	1:20.684	+16.569	07:08.712
6	1:18.742	+14.627	08:27.454
7	1:19.890	+15.775	09:47.344
8	1:15.761	+11.646	11:03.105
9	1:25.604	+21.489	12:28.709
10	3:03.647	:59.532	15:32.356
11	1:14.683	+10.568	16:47.039
12	1:15.439	+11.324	18:02.478
13	1:10.887	+6.772	19:13.365
14	1:09.263	+5.148	20:22.628
15	1:09.874	+5.759	21:32.502
16	1:07.579	+3.464	22:40.081
17	1:08.275	+4.160	23:48.356
18	1:06.439	+2.324	24:54.795
19	<b>1:04.115</b>		25:58.910

(5) TT Sport

Lap	Lap Tm	Diff	Time of Day
1	1:12.127	+9.023	01:06.155
2	1:11.051	+7.947	02:17.206
3	1:10.746	+7.642	03:27.952
4	1:10.726	+7.622	04:38.678
5	1:12.179	+9.075	05:50.857
6	1:10.657	+7.553	07:01.514
7	1:09.108	+6.004	08:10.622
8	1:08.263	+5.159	09:18.885
9	1:08.703	+5.599	10:27.588
10	1:07.679	+4.575	11:35.267
11	1:12.285	+9.181	12:47.552
12	2:58.042	:54.938	15:45.594
13	1:07.717	+4.613	16:53.311
14	1:12.873	+9.769	18:06.184
15	1:03.837	+0.733	19:10.021
16	<b>1:03.104</b>		20:13.125
17	1:26.344	+23.240	21:39.469

Lap	Lap Tm	Diff	Time of Day
-----	--------	------	-------------

Lap	Lap Tm	Diff	Time of Day
-----	--------	------	-------------

Chief of Timing & Scoring

Orbits

Race Director

www.mylaps.com

Licensed to: EUROINDY - BATALHA