

25º Campeonato Nacional Kart


Grupo B

Euroindy 0,800 km

3ª Corrida

06/11/2022 11:40

Race started at 13:15:49



Lap	Lap Tm	Diff	Time of Day	Lap	Lap Tm	Diff	Time of Day	Lap	Lap Tm	Diff	Time of Day
(20) J. Humberto				5	51.067	+0.570	20:07.251	11	50.687	+0.074	25:22.245
1	53.095	+2.604	16:42.826	6	51.138	+0.641	20:58.389	12	50.639	+0.026	26:12.884
2	52.278	+1.787	17:35.104	7	51.023	+0.526	21:49.412	13	59.842	+9.229	27:12.726
3	51.228	+0.737	18:26.332	8	50.919	+0.422	22:40.331	14	2:41.628	:51.015	29:54.354
4	50.912	+0.421	19:17.244	9	50.627	+0.130	23:30.958	15	51.637	+1.024	30:45.991
5	51.044	+0.553	20:08.288	10	50.679	+0.182	24:21.637	16	50.888	+0.275	31:36.879
6	50.867	+0.376	20:59.155	11	50.703	+0.206	25:12.340	17	51.107	+0.494	32:27.986
7	50.556	+0.065	21:49.711	12	50.708	+0.211	26:03.048	18	50.939	+0.326	33:18.925
8	50.811	+0.320	22:40.522	13	50.671	+0.174	26:53.719	19	50.653	+0.040	34:09.578
9	50.576	+0.085	23:31.098	14	51.077	+0.580	27:44.796	20	50.874	+0.261	35:00.452
10	50.651	+0.160	24:21.749	15	55.669	+5.172	28:40.465	21	50.613		35:51.065
11	50.729	+0.238	25:12.478	16	2:43.175	:52.678	31:23.640	22	50.880	+0.267	36:41.945
12	50.682	+0.191	26:03.160	17	50.939	+0.442	32:14.579	23	50.725	+0.112	37:32.670
13	50.719	+0.228	26:53.879	18	51.570	+1.073	33:06.149	24	51.242	+0.629	38:23.912
14	56.646	+6.155	27:50.525	19	51.402	+0.905	33:57.551	25	50.814	+0.201	39:14.726
15	2:42.170	:51.679	30:32.695	20	50.692	+0.195	34:48.243	26	51.117	+0.504	40:05.843
16	51.083	+0.592	31:23.778	21	50.497		35:38.740	27	50.631	+0.018	40:56.474
17	50.884	+0.393	32:14.662	22	50.654	+0.157	36:29.394	28	50.670	+0.057	41:47.144
18	50.792	+0.301	33:05.454	23	50.971	+0.474	37:20.365	(8) Joyn Racing Team MC			
19	50.593	+0.102	33:56.047	24	51.075	+0.578	38:11.440	1	52.820	+2.022	16:42.527
20	50.870	+0.379	34:46.917	25	50.655	+0.158	39:02.095	2	52.852	+2.054	17:35.379
21	50.510	+0.019	35:37.427	26	50.931	+0.434	39:53.026	3	51.474	+0.676	18:26.853
22	50.825	+0.334	36:28.252	27	51.055	+0.558	40:44.081	4	51.884	+1.086	19:18.737
23	50.491		37:18.743	28	50.772	+0.275	41:34.853	5	51.538	+0.740	20:10.275
24	50.736	+0.245	38:09.479	(18) NN Racing				6	51.305	+0.507	21:01.580
25	50.860	+0.369	39:00.339	1	55.585	+5.302	16:46.238	7	51.534	+0.736	21:53.114
26	51.374	+0.883	39:51.713	2	52.039	+1.756	17:38.277	8	51.152	+0.354	22:44.266
27	51.379	+0.888	40:43.092	3	51.895	+1.612	18:30.172	9	51.178	+0.380	23:35.444
28	50.889	+0.398	41:33.981	4	51.023	+0.740	19:21.195	10	51.317	+0.519	24:26.761
(5) Damm Rabitts RF				5	51.568	+1.285	20:12.763	11	51.352	+0.554	25:18.113
1	54.148	+4.203	16:44.875	6	51.645	+1.362	21:04.408	12	52.540	+1.742	26:10.653
2	52.006	+2.061	17:36.881	7	50.473	+0.190	21:54.881	13	51.763	+0.965	27:02.416
3	51.085	+1.140	18:27.966	8	50.478	+0.195	22:45.359	14	58.894	+8.096	28:01.310
4	49.945		19:17.911	9	50.879	+0.596	23:36.238	15	2:43.545	:52.747	30:44.855
5	51.317	+1.372	20:09.228	10	50.632	+0.349	24:26.870	16	51.703	+0.905	31:36.558
6	50.036	+0.091	20:59.264	11	50.360	+0.077	25:17.230	17	52.040	+1.242	32:28.598
7	50.582	+0.637	21:49.846	12	50.898	+0.615	26:08.128	18	51.509	+0.711	33:20.107
8	51.018	+1.073	22:40.864	13	51.515	+1.232	26:59.643	19	50.845	+0.047	34:10.952
9	50.478	+0.533	23:31.342	14	57.824	+7.541	27:57.467	20	51.509	+0.711	35:02.461
10	50.524	+0.579	24:21.866	15	2:41.648	:51.365	30:39.115	21	51.587	+0.789	35:54.048
11	50.976	+1.031	25:12.842	16	50.803	+0.520	31:29.918	22	51.035	+0.237	36:45.083
12	50.469	+0.524	26:03.311	17	50.818	+0.535	32:20.736	23	50.798		37:35.881
13	50.711	+0.766	26:54.022	18	50.553	+0.270	33:11.289	24	51.535	+0.737	38:27.416
14	52.028	+2.083	27:46.050	19	50.348	+0.065	34:01.637	25	52.318	+1.520	39:19.734
15	50.260	+0.315	28:36.310	20	50.286	+0.003	34:51.923	26	51.592	+0.794	40:11.326
16	50.571	+0.626	29:26.881	21	51.163	+0.880	35:43.086	27	51.699	+0.901	41:03.025
17	59.020	+9.075	30:25.901	22	50.283		36:33.369	28	51.754	+0.956	41:54.779
18	2:42.646	:52.701	33:08.547	23	50.465	+0.182	37:23.834	(1) Lynx Kart Racing Team			
19	50.073	+0.128	33:58.620	24	50.545	+0.262	38:14.379	1	52.720	+1.964	16:42.665
20	50.061	+0.116	34:48.681	25	51.565	+1.282	39:05.944	2	52.115	+1.359	17:34.780
21	50.231	+0.286	35:38.912	26	50.661	+0.378	39:56.605	3	51.369	+0.613	18:26.149
22	50.584	+0.639	36:29.496	27	50.849	+0.566	40:47.454	4	51.598	+0.842	19:17.747
23	50.251	+0.306	37:19.747	28	50.640	+0.357	41:38.094	5	52.171	+1.415	20:09.918
24	50.370	+0.425	38:10.117	(10) Edgar Lopes				6	51.356	+0.600	21:01.274
25	50.297	+0.352	39:00.414	1	53.793	+3.180	16:45.056	7	51.495	+0.739	21:52.769
26	51.339	+1.394	39:51.753	2	52.662	+2.049	17:37.718	8	51.191	+0.435	22:43.960
27	51.464	+1.519	40:43.217	3	53.106	+2.493	18:30.824	9	51.217	+0.461	23:35.177
28	50.866	+0.921	41:34.083	4	52.263	+1.650	19:23.087	10	50.896	+0.140	24:26.073
(7) Damm Rabits				5	50.977	+0.364	20:14.064	11	50.918	+0.162	25:16.991
1	51.754	+1.257	16:41.751	6	50.767	+0.154	21:04.831	12	51.560	+0.804	26:08.551
2	51.698	+1.201	17:33.449	7	52.965	+2.352	21:57.796	13	51.299	+0.543	26:59.850
3	51.434	+0.937	18:24.883	8	51.162	+0.549	22:48.958	14	51.086	+0.330	27:50.936
4	51.301	+0.804	19:16.184	9	51.011	+0.398	23:39.969	15	59.007	+8.251	28:49.943
				10	51.589	+0.976	24:31.558	16	2:39.374	:48.618	31:29.317

Chief of Timing & Scoring

Orbits

Race Director

www.mylaps.com

Licensed to: EUROINDY - BATALHA

25º Campeonato Nacional Kart


Grupo B

Euroindy 0,800 km

3ª Corrida

06/11/2022 11:40

Race started at 13:15:49



Lap	Lap Tm	Diff	Time of Day
17	51.647	+0.891	32:20.964
18	50.944	+0.188	33:11.908
19	51.325	+0.569	34:03.233
20	50.756		34:53.989
21	51.871	+1.115	35:45.860
22	51.681	+0.925	36:37.541
23	51.131	+0.375	37:28.672
24	51.308	+0.552	38:19.980
25	51.305	+0.549	39:11.285
26	51.421	+0.665	40:02.706
27	51.078	+0.322	40:53.784
28	51.442	+0.686	41:45.226

Lap	Lap Tm	Diff	Time of Day
1	1:00.081	+9.414	16:50.684
2	52.982	+2.315	17:43.666
3	52.379	+1.712	18:36.045
4	51.384	+0.717	19:27.429
5	51.155	+0.488	20:18.584
6	51.518	+0.851	21:10.102
7	51.120	+0.453	22:01.222
8	51.049	+0.382	22:52.271
9	50.797	+0.130	23:43.068
10	50.872	+0.205	24:33.940
11	50.705	+0.038	25:24.645
12	51.389	+0.722	26:16.034
13	50.833	+0.166	27:06.867
14	51.028	+0.361	27:57.895
15	50.989	+0.322	28:48.884
16	59.279	+8.612	29:48.163
17	2:42.973	:52.306	32:31.136
18	51.170	+0.503	33:22.306
19	51.123	+0.456	34:13.429
20	50.757	+0.090	35:04.186
21	51.285	+0.618	35:55.471
22	50.929	+0.262	36:46.400
23	51.278	+0.611	37:37.678
24	50.667		38:28.345
25	51.619	+0.952	39:19.964
26	51.836	+1.169	40:11.800
27	52.415	+1.748	41:04.215
28	51.062	+0.395	41:55.277

Lap	Lap Tm	Diff	Time of Day
1	54.129	+3.242	16:45.006
2	52.028	+1.141	17:37.034
3	53.498	+2.611	18:30.532
4	52.963	+2.076	19:23.495
5	51.092	+0.205	20:14.587
6	50.989	+0.102	21:05.576
7	51.143	+0.256	21:56.719
8	51.002	+0.115	22:47.721
9	51.079	+0.192	23:38.800
10	51.043	+0.156	24:29.843
11	51.124	+0.237	25:20.967
12	50.925	+0.038	26:11.892
13	50.887		27:02.779
14	50.936	+0.049	27:53.715
15	51.067	+0.180	28:44.782
16	51.060	+0.173	29:35.842
17	57.358	+6.471	30:33.200
18	2:43.531	:52.644	33:16.731
19	51.924	+1.037	34:08.655
20	51.971	+1.084	35:00.626
21	51.435	+0.548	35:52.061
22	51.883	+0.996	36:43.944

Lap	Lap Tm	Diff	Time of Day
23	51.710	+0.823	37:35.654
24	51.675	+0.788	38:27.329
25	52.082	+1.195	39:19.411
26	52.731	+1.844	40:12.142
27	52.342	+1.455	41:04.484
28	51.275	+0.388	41:55.759

Lap	Lap Tm	Diff	Time of Day
1	54.005	+2.914	16:44.258
2	52.081	+0.990	17:36.339
3	51.645	+0.554	18:27.984
4	51.492	+0.401	19:19.476
5	51.328	+0.237	20:10.804
6	51.173	+0.082	21:01.977
7	51.777	+0.686	21:53.754
8	51.091		22:44.845
9	51.339	+0.248	23:36.184
10	51.477	+0.386	24:27.661
11	51.105	+0.014	25:18.766
12	51.674	+0.583	26:10.400
13	51.562	+0.471	27:02.002
14	57.744	+6.653	27:59.746
15	2:47.906	:56.815	30:47.652
16	52.248	+1.157	31:39.900
17	53.076	+1.985	32:32.976
18	52.389	+1.298	33:25.365
19	52.068	+0.977	34:17.433
20	51.523	+0.432	35:08.956
21	51.417	+0.326	36:00.373
22	51.353	+0.262	36:51.726
23	51.573	+0.482	37:43.299
24	51.535	+0.444	38:34.834
25	51.879	+0.788	39:26.713
26	51.822	+0.731	40:18.535
27	51.822	+0.731	41:10.357
28	51.385	+0.294	42:01.742

Lap	Lap Tm	Diff	Time of Day
1	54.080	+3.245	16:45.322
2	51.821	+0.986	17:37.143
3	53.468	+2.633	18:30.611
4	52.075	+1.240	19:22.686
5	51.023	+0.188	20:13.709
6	52.197	+1.362	21:05.906
7	51.738	+0.903	21:57.644
8	51.822	+0.987	22:49.466
9	51.311	+0.476	23:40.777
10	51.368	+0.533	24:32.145
11	51.855	+1.020	25:24.000
12	51.099	+0.264	26:15.099
13	50.835		27:05.934
14	57.945	+7.110	28:03.879
15	2:44.574	:53.739	30:48.453
16	51.601	+0.766	31:40.054
17	52.981	+2.146	32:33.035
18	52.914	+2.079	33:25.949
19	52.053	+1.218	34:18.002
20	52.360	+1.525	35:10.362
21	53.609	+2.774	36:03.971
22	51.532	+0.697	36:55.503
23	51.134	+0.299	37:46.637
24	51.492	+0.657	38:38.129
25	51.478	+0.643	39:29.607
26	51.313	+0.478	40:20.920
27	51.274	+0.439	41:12.194
28	51.096	+0.261	42:03.290

Lap	Lap Tm	Diff	Time of Day
(15) Caju Racing Team			
1	56.765	+4.998	16:47.738
2	53.322	+1.555	17:41.060
3	52.846	+1.079	18:33.906
4	52.171	+0.404	19:26.077
5	52.384	+0.617	20:18.461
6	52.470	+0.703	21:10.931
7	51.767		22:02.698
8	52.284	+0.517	22:54.982
9	52.302	+0.535	23:47.284
10	52.276	+0.509	24:39.560
11	52.489	+0.722	25:32.049
12	52.253	+0.486	26:24.302
13	52.301	+0.534	27:16.603
14	51.902	+0.135	28:08.505
15	1:00.193	+8.426	29:08.698
16	2:42.727	:50.960	31:51.425
17	52.647	+0.880	32:44.072
18	52.210	+0.443	33:36.282
19	52.624	+0.857	34:28.906
20	52.259	+0.492	35:21.165
21	51.958	+0.191	36:13.123
22	52.475	+0.708	37:05.598
23	52.305	+0.538	37:57.903
24	52.041	+0.274	38:49.944
25	52.175	+0.408	39:42.119
26	52.283	+0.516	40:34.402
27	52.087	+0.320	41:26.489
28	52.250	+0.483	42:18.739

Lap	Lap Tm	Diff	Time of Day
(16) Joyn Racing Team GC			
1	58.440	+7.097	16:50.326
2	54.083	+2.740	17:44.409
3	52.930	+1.587	18:37.339
4	52.473	+1.130	19:29.812
5	53.152	+1.809	20:22.964
6	52.415	+1.072	21:15.379
7	52.092	+0.749	22:07.471
8	52.629	+1.286	23:00.100
9	52.155	+0.812	23:52.255
10	52.427	+1.084	24:44.682
11	52.255	+0.912	25:36.937
12	52.133	+0.790	26:29.070
13	52.092	+0.749	27:21.162
14	1:03.234	+11.891	28:24.396
15	2:39.821	:48.478	31:04.217
16	52.586	+1.243	31:56.803
17	52.227	+0.884	32:49.030
18	51.935	+0.592	33:40.965
19	52.346	+1.003	34:33.311
20	51.580	+0.237	35:24.891
21	52.108	+0.765	36:16.999
22	51.938	+0.595	37:08.937
23	51.589	+0.246	38:00.526
24	52.028	+0.685	38:52.554
25	51.573	+0.230	39:44.127
26	51.343		40:35.470
27	51.625	+0.282	41:27.095
28	51.763	+0.420	42:18.858

Lap	Lap Tm	Diff	Time of Day
(6) DRM Racing			
1	1:02.527	+11.248	16:54.025
2	53.032	+1.753	17:47.057
3	51.501	+0.222	18:38.558
4	52.043	+0.764	19:30.601

Chief of Timing & Scoring Orbits

Race Director www.mylaps.com

Printed: 06/11/2022 13:52:31 Licensed to: EUROINDY - BATALHA

Page 2/3

25º Campeonato Nacional Kart


Grupo B

Euroindy 0,800 km

3ª Corrida

06/11/2022 11:40

Race started at 13:15:49



Lap	Lap Tm	Diff	Time of Day
5	52.805	+1.526	20:23.406
6	52.755	+1.476	21:16.161
7	58.527	+7.248	22:14.688
8	51.795	+0.516	23:06.483
9	52.717	+1.438	23:59.200
10	51.898	+0.619	24:51.098
11	52.050	+0.771	25:43.148
12	51.279		26:34.427
13	51.388	+0.109	27:25.815
14	1:00.660	+9.381	28:26.475
15	2:41.523	:50.244	31:07.998
16	53.053	+1.774	32:01.051
17	52.329	+1.050	32:53.380
18	52.649	+1.370	33:46.029
19	52.597	+1.318	34:38.626
20	51.871	+0.592	35:30.497
21	52.386	+1.107	36:22.883
22	52.348	+1.069	37:15.231
23	51.831	+0.552	38:07.062
24	52.047	+0.768	38:59.109
25	52.449	+1.170	39:51.558
26	53.646	+2.367	40:45.204
27	51.364	+0.085	41:36.568

(14) João Canteiro

1	59.567	+7.519	16:49.986
2	53.572	+1.524	17:43.558
3	53.311	+1.263	18:36.869
4	52.835	+0.787	19:29.704
5	53.039	+0.991	20:22.743
6	53.235	+1.187	21:15.978
7	53.562	+1.514	22:09.540
8	52.518	+0.470	23:02.058
9	52.570	+0.522	23:54.628
10	52.282	+0.234	24:46.910
11	52.368	+0.320	25:39.278
12	52.475	+0.427	26:31.753
13	1:02.375	+10.327	27:34.128
14	2:41.269	:49.221	30:15.397
15	52.385	+0.337	31:07.782
16	53.709	+1.661	32:01.491
17	52.784	+0.736	32:54.275
18	52.647	+0.599	33:46.922
19	52.458	+0.410	34:39.380
20	52.119	+0.071	35:31.499
21	52.048		36:23.547
22	52.625	+0.577	37:16.172
23	52.113	+0.065	38:08.285
24	53.295	+1.247	39:01.580
25	52.880	+0.832	39:54.460
26	52.387	+0.339	40:46.847
27	52.189	+0.141	41:39.036

(19) Qta. Do Mirante

1	58.135	+6.260	16:49.659
2	54.216	+2.341	17:43.875
3	53.315	+1.440	18:37.190
4	52.729	+0.854	19:29.919
5	53.713	+1.838	20:23.632
6	52.571	+0.696	21:16.203
7	52.951	+1.076	22:09.154
8	52.499	+0.624	23:01.653
9	53.212	+1.337	23:54.865
10	52.836	+0.961	24:47.701
11	52.322	+0.447	25:40.023
12	51.875		26:31.898

Lap	Lap Tm	Diff	Time of Day
13	52.516	+0.641	27:24.414
14	1:00.910	+9.035	28:25.324
15	2:42.976	:51.101	31:08.300
16	53.315	+1.440	32:01.615
17	52.295	+0.420	32:53.910
18	52.664	+0.789	33:46.574
19	52.394	+0.519	34:38.968
20	52.745	+0.870	35:31.713
21	53.151	+1.276	36:24.864
22	1:00.624	+0.749	37:17.488
23	54.281	+2.406	38:11.769
24	54.014	+2.139	39:05.783
25	53.854	+1.979	39:59.637
26	53.112	+1.237	40:52.749
27	54.181	+2.306	41:46.930

(2) Pedro Afonso Kart

1	58.707	+6.088	16:50.570
2	56.853	+4.234	17:47.423
3	54.781	+2.162	18:42.204
4	56.479	+3.860	19:38.683
5	56.542	+3.923	20:35.225
6	56.465	+3.846	21:31.690
7	55.850	+3.231	22:27.540
8	55.454	+2.835	23:22.994
9	54.988	+2.369	24:17.982
10	56.784	+4.165	25:14.766
11	56.938	+4.319	26:11.704
12	1:05.686	+13.067	27:17.390
13	2:54.913	:02.294	30:12.303
14	1:02.772	+10.153	31:15.075
15	53.946	+1.327	32:09.021
16	54.358	+1.739	33:03.379
17	53.904	+1.285	33:57.283
18	54.270	+1.651	34:51.553
19	53.869	+1.250	35:45.422
20	52.745	+0.126	36:38.167
21	52.619		37:30.786
22	53.543	+0.924	38:24.329
23	53.019	+0.400	39:17.348
24	53.787	+1.168	40:11.135
25	54.287	+1.668	41:05.422
26	53.095	+0.476	41:58.517

(12) Red Bullet Racing Team

1	54.417	+2.964	16:44.584
2	52.183	+0.730	17:36.767
3	51.895	+0.442	18:28.662
4	52.296	+0.843	19:20.958
5	51.681	+0.228	20:12.639
6	52.122	+0.669	21:04.761
7	51.813	+0.360	21:56.574
8	51.733	+0.280	22:48.307
9	51.572	+0.119	23:39.879
10	52.574	+1.121	24:32.453
11	51.453		25:23.906
12	53.165	+1.712	26:17.071
13	52.225	+0.772	27:09.296
14	51.535	+0.082	28:00.831
15	51.511	+0.058	28:52.342
16	1:04.372	+12.919	29:56.714
17	2:36.915	:45.462	32:33.629
18	51.936	+0.483	33:25.565
19	52.193	+0.740	34:17.758
20	52.203	+0.750	35:09.961
21	1:13.597	+22.144	36:23.558

Chief of Timing & Scoring

Orbits

Race Director

www.mylaps.com

Licensed to: EUROINDY - BATALHA